



## Surgical Solutions 2024

# We are Mölnlycke, a world-leading medical solutions company

## OUR PURPOSE

Our purpose is to advance performance in healthcare across the world, and we aspire to equip everybody in healthcare with solutions to achieve the best outcomes.

**100**

**countries**

where we are present

**8,775**

employees worldwide



Head office  
Gothenburg,  
Sweden

**99%**

**owned by Investor AB**

remainder by management

**1,828m**

annual global sales

EUR currency (2022)



# Table of Content

<b>ProcedurePak® trays</b> .....	5			
<b>Laparoscopic solutions</b> .....	7			
<i>Laparoscopic instruments</i> .....	8			
<i>Laparoscopic tray components</i> .....	13			
<i>Laparoscopic components check list</i> .....	15			
<b>Orthopaedic solutions</b> .....	16			
<i>Pulsed lavage</i> .....	17			
<i>Surgical plume evacuation pencil</i> .....	19			
<i>Orthopaedic tray components</i> .....	21			
<i>Orthopaedic components check list</i> .....	22			
<b>ProcedurePak® trays color coding</b> .....	23			
<b>Mölnlycke® Portal</b> .....	25			
<b>BARRIER® surgical drapes</b> .....	27			
Key to codes and material .....	28			
Sustainable assortment .....	30			
Universal drapes and sets .....				
<i>Universal sets</i> .....	35			
<i>Split sheets</i> .....	37			
<i>OP-sheets</i> .....	38			
<i>OP-towels</i> .....	39			
<i>Aperture drapes</i> .....	41			
Specialty drapes and sets .....				
<i>Orthopedics</i> .....	43			
<i>General/Abdominal</i> .....	52			
<i>Laparoscopy</i> .....	55			
<i>Cardiovascular</i> .....	61			
<i>Endovascular</i> .....	63			
<i>Neurosurgery</i> .....	67			
<i>Gynaecology</i> .....	68			
<i>Obstetric surgery</i> .....	72			
<i>Obstetric delivery</i> .....	75			
<i>Urology</i> .....	76			
<i>Ophthalmic</i> .....	79			
<i>ENT-Dental</i> .....	83			
<i>Plastic surgery</i> .....	85			
<b>Supplementary</b> .....				
<i>Mayo stand cover</i> .....	86			
<i>Table covers</i> .....	87			
<i>Incise films</i> .....	88			
<i>Pouches &amp; Bags</i> .....	89			
<i>Equipment drapes</i> .....	92			
<i>Supplementaries others</i> .....	97			
<b>XRD</b> .....				
<i>Standard nonwoven</i> .....	100			
<i>Special nonwoven</i> .....	101			
<i>Gauze</i> .....	102			
<b>BARRIER® staff clothing</b> .....	103			
Surgical gown .....				
<i>Choosing the right surgical gown</i> .....	104			
<i>Donning procedure for surgical gowns</i> .....	105			
<i>Classic (Spunlace NW)</i> .....	106			
<i>Ultimate (SMS)</i> .....	107			
<i>Primary Plus (SMS)</i> .....	107			
<i>Sustainable gowns (SMS)</i> .....	108			
<i>Fluid Protection Plus (Laminate)</i> .....	109			
<i>Virus Protection Plus</i> .....	109			
<i>Arm sleeve</i> .....	109			
Surgical Headwear .....				
<i>Basic</i> .....	111			
<i>Standard</i> .....	112			
<i>Special</i> .....	114			
<i>Extra comfort</i> .....	115			
Medical face masks .....				
<i>Standard (type II)</i> .....	118			
<i>Special (type II)</i> .....	120			
<i>Extra protection (type IIR)</i> .....	122			
<i>Personal protection</i> .....	125			
<i>Face Shields</i> .....	125			
<i>BARRIER Medical face mask guide</i> .....	126			
<i>BARRIER Medical face mask donning guide</i> ...	127			
Scrub suits .....	130			
<i>Basic</i> .....	133			
<i>Extra comfort</i> .....	134			
Clean air suit .....	136			
Warm-up jacket .....	138			
Patient clothing .....	139			
BARRIER EasyWarm active self warming blanket .....	139			
Patient warming .....	140			
Protective gown .....	141			
Isolation gown .....	141			
Isolation gown AAMI2 .....	142			
Aprons .....	143			
Shoe cover .....	143			
<b>Biogel® gloves</b> .....	144			
<i>Biogel sterile/non-sterile latex</i> .....	148			
<i>Biogel sterile synthetic</i> .....	151			
<i>Biogel Tech sterile synthetic</i> .....	155			
<i>Biogel Tech sterile natural rubber latex</i> .....	157			
<i>Biogel gloves open and donning guides</i> .....	158			
<b>Hibi® antiseptics</b> .....	165			
HibiSCRUB .....	167			
Accessories .....	168			
References .....	168			

## OUR SOLUTIONS

# Surgical solutions

Safety and efficiency are what the operating room (OR) is all about, and we work continuously with healthcare professionals to learn how we can help them achieve even better results. Our customised ProcedurePak® trays are a great example. They contain the single-use components needed for a surgical procedure, including instruments, drapes, gowns and dressings. It's a convenient solution that cuts down on waste, saves time and gives purchasers greater control over costs. This is just one of the ways we're helping to advance performance in the OR.

### Our portfolio

Our wide portfolio includes everything from gowns to surgical instruments. Each solution is developed to increase efficiency, so that clinicians and patients in the OR have what they need to achieve the best outcomes.



Mölnlycke surgical instruments

### Our lead brands

**BARRIER® staff clothing** A wide range of protective clothing for the safety and comfort of healthcare professionals and patients.

**BARRIER® drapes** A range of drapes specifically designed for different types of surgical procedures.

**Biogel® surgical gloves** For protection and double-gloving, featuring a puncture indication system. Also the preferred choice for fit, feel and comfort<sup>1</sup>.

**Mölnlycke® surgical instruments** A wide assortment of single-use instruments, including trocars, for minimally invasive surgery.

**ProcedurePak® trays**. All the single-use items needed for a specific surgical intervention, conveniently assembled in a sterile pack to give healthcare professionals a truly customised and complete solution.





## ProcedurePak® trays

Custom procedure trays include all single-use medical devices needed for a specific surgical procedure. The level of customisation available creates efficiencies in a lot of ways. ProcedurePak® trays offer the right products for every intervention. Being able to adapt trays quickly to new procedures or product developments means you can gear up for new ways of working and make them available to patients more quickly. And because of the high quality and ease of use of the packs, staff will encounter a smoother working atmosphere, especially during procedural setups. Individually, these efficiency gains can be significant.

### ProcedurePak® trays lead to better care for more patients

Custom procedure trays in general save time. But there are more efficiencies to be gained hospital-wide. ProcedurePak®

trays provide a full service solution that combines procedure specific products, ensuring highest safety, delivery and logistic options, and ongoing support and training. Together, these elements create cumulative time, effort and cost efficiencies. This frees up more valuable resources, creating new efficiencies in turn – and helping you treat more patients to better care.

### A genuinely customised solution

With the amount and quality of component choices available, you will always have the optimal configuration for a specific surgical procedure.

### Ensuring highest safety

All components and the packaging itself conform to the strictest standards, ensuring patient and staff safety.

### Expert advice, training and support

The highly qualified Mölnlycke team is always at your disposal for support, training and efficiency advice.

### Reliable supply and logistics

Delivery and stockage tailored to your needs – so you always have the tray available when you need it.

# A complete solution for increased efficiency

Our specialists work closely with you to define and evaluate your best solution from our range of surgical essentials. The result? Your own truly customised solution with everything you need for each specific procedure in a single, convenient and cost-effective package.



**40%** OF PREPARATION TIME  
SAVED. ENABLING  
MORE PROCEDURES  
TO BE PERFORMED.

In one package you will be able to:

- Reduce preparation time by up to 40%<sup>2</sup>
- Have confidence in each and every set up
- Facilitate more procedures
- Help reduce product spending and logistics' costs

‘The number of procedures was increased by 18%, and 1,060 hours have been saved throughout the entire workflow, leading to savings of 51,000 Euros.’

Hartmut Freckmann, OR Head Nurse, Germany, talking about customised procedure trays.

Truly customised solutions



# Everything your team needs

## Mölnlycke® Laparoscopic solutions

### 2 **BARRIER® Staff clothing**

Comfort and advanced protection

### 4 **Mepilex® Border Post-Op**

The flexible absorbent all-in-one post-op dressing

### 1 **BARRIER® Drapes**

All-in-one speciality drapes to meet the stringent needs of laparoscopic surgery

### 3 **Biogel® Gloves**

Advanced protection and high levels of fit, feel and comfort

### 5 **Trocars, instruments and components**

Wide range of high-quality trocars and instruments



Truly customised  
laparoscopic solutions

# Instruments

You strive for efficiency and the best patient outcomes. We can help. Our customised solutions for laparoscopic procedures are focused on enabling your team to achieve its goals. You simply choose everything your team needs from our range of Mölnlycke® trocars, monopolar scissors, instruments, L-hook electrodes and Detachable EndoRetrieval pouches. We pack your selection into efficient procedure trays. You save time and costs.

## Detachable EndoRetrieval Pouch


- Available in a range of sizes to provide solutions for the retrieval of all tissue and organ types
- Self-opening-pouch design allows quick and simple specimen capture
- Enhanced metal ring design ensures simple deployment and a large permanent pouch opening for capture of even difficult specimens



Ref. no sterile	Description	RET/TRP
899102	Detachable EndoRetrieval Pouch 3 x 6 inch (250ml volume) - 10mm	5/50
899103	Detachable EndoRetrieval Pouch 5 x 7 inch (600ml volume) - 10mm	5/50
899104	Detachable EndoRetrieval Pouch 8 x 10 inch (1150ml volume) - 15mm	5/50
899112	Detachable EndoRetrieval Pouch 8 x 10 inch (1150ml volume) - 12mm	5/50

## Monopolar L-hook Electrode

- Our 5mm Monopolar L-hook Electrode enables the precise controlled dissection and coagulation of vessels and tissues
- Convenient, single-use instrument ensures sterility and effective monopolar current containment, preventing adjacent site tissue burn
- Lightweight, ergonomic handle design allows precise controlled tissue dissection
- Also available hand activated



Ref. no sterile	Description	RET/TRP
899100	Monopolar L Hook Electrode 5mm / 33cm	10/100
899101	Monopolar L Hook Electrode 5mm / 33cm with Cable	10/100
420200	Monopolar L Hook Electrode hand activated 5mm/33cm	10/120





## Monopolar Scissors

- For the precise controlled dissection, coagulation and transection of vessels and tissue
- Convenient, always sharp, single-use instrument eliminates reprocessing and sterilisation costs
- Sharp Metzenbaum jaw blades ensure precise cutting action along the entire length of the blade



Ref. no sterile	Description	RET/TRP
<b>899216</b>	Monopolar Scissors 5mm / 33cm - Metzenbaum	10/100
<b>899217</b>	Monopolar Scissors 5mm / 33cm - Mini Metzenbaum	10/100
<b>899218</b>	Monopolar Scissors 5mm / 45cm - Metzenbaum	10/100

## Veress Needle

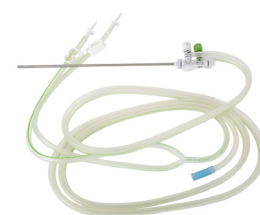


- Sharp bevelled needle tip ensures simple, safe abdominal wall penetration
- Spring-loaded stylet provides audible and sensory feedback of correct needle placement
- Blunt stylet shields needle tip once correct positioning has been achieved

Ref. no sterile	Description	RET/TRP
<b>899105</b>	Veress Needle 120mm	25/500
<b>899106</b>	Veress Needle 150mm	25/500

Legal manufacturer: Unimax Medical Systems Inc. Imported and distributed by: Mölnlycke Health Care AB

## Suction and Irrigation Set



- Ergonomic handpiece can be operated with either hand
- Clear handpiece for unobstructed view
- One-way valve prevents saline from refluxing
- Soft and low-torque DEHP-free tubing with easy-peel separation

Ref. no sterile	Description	RET/TRP
<b>899107</b>	Suction & Irrigation Set 5mm / 33cm Dual Spike	10/20
<b>899108</b>	Suction & Irrigation Set 5mm / 45cm Dual Spike	10/20
<b>899109</b>	Suction & Irrigation Probe 10mm / 33cm	10/100
<b>899113</b>	Suction & Irrigation Probe 5mm / 45cm	10/100


# Trocars

Designed with low-profile housing.

- A comprehensive range of ergonomically designed trocars, providing simple and safe access into the peritoneal cavity
- Clear, ribbed cannula for instrument visualisation and effective abdominal wall retention
- Robust universal seal accommodates 5-12mm instruments\* while maintaining pneumoperitoneum

## Shielded Bladed Trocar

Ref. no sterile	Description	RET/TRP
899300	Shielded Bladed Trocar 5mm / 70mm	5/60
899301	Shielded Bladed Trocar 5mm / 100mm	5/60
899302	Shielded Bladed Trocar 11mm / 100mm	5/60
899303	Shielded Bladed Trocar 11mm / 150mm	5/30
899304	Shielded Bladed Trocar 12mm / 100mm	5/60
899305	Shielded Bladed Trocar 12mm / 150mm	5/30



## Bladeless Dilating Tip Trocar

Ref. no sterile	Description	RET/TRP
899308	Bladeless Dilating Tip Trocar 5mm / 70mm	5/60
899309	Bladeless Dilating Tip Trocar 5mm / 100mm	5/60
899310	Bladeless Dilating Tip Trocar 11mm / 100mm	5/60
899311	Bladeless Dilating Tip Trocar 11mm / 150mm	5/30
899312	Bladeless Dilating Tip Trocar 12mm / 100mm	5/60
899313	Bladeless Dilating Tip Trocar 12mm / 150mm	5/30
899336	Bladeless Dilating Tip Trocar 15mm / 100mm	5/30



## Dual Pack Trocars

Ref. no. sterile	Description	Ø	Length	RET/TRP
899337	Shielded Bladed	5mm	70mm	5/60
899338	Shielded Bladed	5mm	100mm	5/60
899339	Shielded Bladed	11mm	100mm	5/60
899340	Shielded Bladed	11mm	150mm	5/60
899341	Shielded Bladed	12mm	100mm	5/60
899342	Shielded Bladed	12mm	150mm	5/60
899343	Optical	5mm	70mm	5/60
899344	Optical	5mm	100mm	5/60
899345	Optical	11mm	100mm	5/60
899346	Optical	12mm	100mm	5/60
899347	Optical	5mm	150mm	5/60
899349	Optical	12mm	150mm	5/60



\*Relates to 12mm diameter trocar



## Optical Trocars

Ref. no sterile	Description	RET/TRP
899316	Optical Trocar 5mm / 70mm	5/60
899317	Optical Trocar 5mm / 100mm	5/60
899324	Optical Trocar 5mm / 150mm	5/45
899318	Optical Trocar 11mm / 100mm	5/60
899319	Optical Trocar 12mm / 100mm	5/60
899326	Optical Trocar 12mm / 150mm	5/30




## Universal Trocar Cannula

Ref. no sterile	Description	RET/TRP
899320	Universal Trocar Cannula 5mm / 70mm	5/60
899321	Universal Trocar Cannula 5mm / 100mm	5/60
899322	Universal Trocar Cannula 11mm / 100mm	5/60
899323	Universal Trocar Cannula 12mm / 100mm	5/60



## Hasson Trocar

Ref. no sterile	Description	RET/TRP
899306	Hasson Trocar 11mm / 100mm	5/60
899307	Hasson Trocar 12mm / 100mm	5/60



## Optical Balloon Trocar

Ref. no sterile	Description	RET/TRP
899327	Optical Balloon Trocar 5mm/100mm	5/60
899328	Optical Balloon Trocar 12mm/100mm	5/60
899330	Optical Balloon Trocar 5mm/70mm	5/60
899331	Optical Balloon Trocar 11mm/100mm	5/60



## Optical Balloon Trocar Cannula

Ref. no sterile	Description	RET/TRP
899332	Optical Balloon Trocar Cannula 5mm/70mm	5/60
899333	Optical Balloon Trocar Cannula 5mm/100mm	5/60
899334	Optical Balloon Trocar Cannula 11mm/100mm	5/60
899335	Optical Balloon Trocar Cannula 12mm/100mm	5/60



## Hasson Balloon Trocar

Ref. no sterile	Description	RET/TRP
899329	Hasson Balloon Trocar 12mm/100mm	5/60



# Monopolar instruments

- Extensive range of jaw-tip configurations providing complete surgical offering
- Robust, wide-opening, dual-articulating jaw-tips providing optimal application during a procedure
- A comprehensive range of premium quality, single-use 5mm monopolar instruments with two different handle designs, providing surgeons with the ultimate choice and convenience



## Type I



Ref. no sterile	Description	RET/TRP
899200	Straight Grasping Forceps 5mm / 33cm with Ratchet	10/100
899201	Maryland Dissecting Forceps 5mm / 33cm	10/100
899202	Clinch Grasping Forceps 5mm / 33cm with Ratchet	10/100
899203	Babcock Grasping Forceps 5mm / 33cm with Ratchet	10/100
899204	Rat Tooth Grasping Forceps 5mm / 33cm with Ratchet	10/100
899206	Intestinal Grasping Forceps 5mm / 33cm with Ratchet	10/100
899207	Straight Grasping Forceps 5mm / 33cm with Ratchet - Fenestrated	10/100

## Type II



Ref. no sterile	Description	RET/TRP
899208	Straight Grasping Forceps 5mm / 33cm with Ratchet Control	10/100
899209	Maryland Dissecting Forceps 5mm / 33cm	10/100
899210	Clinch Grasping Forceps 5mm / 33cm with Ratchet Control	10/100
899211	Babcock Grasping Forceps 5mm / 33cm with Ratchet Control	10/100
899212	Rat Tooth Grasping Forceps 5mm / 33cm with Ratchet Control	10/100
899214	Intestinal Grasping Forceps 5mm / 33cm with Ratchet Control	10/100
899215	Straight Grasping Forceps 5mm / 33cm with Ratchet Control - Fenestrated	10/100

# Laparoscopic tray components

You can customise your trays for laparoscopic surgeries with a quality assortment of components. You can also include in your trays the essential gowns, gloves, safety devices and dressings, for further increases in efficiency and economic management.

The products shown represent just a small part of the full assortment.

## Insufflation Tube

Full assortment of tubings with connectors for all insufflators.



## Smoke Filter

A range of smoke filters

- passive filter with and without roller clamp
- active filter



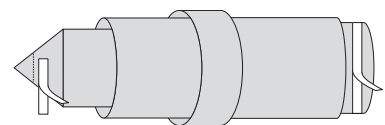
## Anti-Fog Solution



## Camera Drape

Full assortment of camera drapes

- perforated tip
- elastic tip
- with and without cardboard inserter
- different coupler drapes



## Monopolar Instrument Cable

Cables for monopolar instruments with

- 4mm connector or
- 8mm connector



## Hand-activated L-hook with PTFE coated electrode

As alternative to foot activated we have a hand-activated with PTFE coated electrode.





The products shown represent just a small part of the full assortment.

### Trocar cleaning swab

Laparoscopic swab for trocar cleaning, dissection and absorption. 3x40 cm. In wrapping with count cards.



### Trocar cleaning kit

VueTip - for cleaning the trocar cannula or camera lens during laparoscopic procedures. Contains a Microfiber Cloth and two Trocar Swabs for 3-7mm and 7-12mm trocar cannulas.



### Gynaecology laparoscopic interventions

For gynaecology laparoscopic interventions we have a wide range of interesting components:

- Spackman cannulas
- Vaginal speculums
- Forceps
- Uterin manipulators
- Cervix dilators
- Sea Star retractors

# Your guide for selecting all the components needed for your specific laparoscopic procedures



## This is your check list for a laparoscopic cholecystectomy

All laparoscopic products can be included in a customised procedure tray.

- |   |  |
|---|--|
| <input type="checkbox"/> Patient drape              | <input type="checkbox"/> Camera drape                  |
| <input type="checkbox"/> Table cover                | <input type="checkbox"/> Skin marker                   |
| <input type="checkbox"/> Gowns                      | <input type="checkbox"/> Single use instruments*       |
| <input type="checkbox"/> Veress Needle              | <input type="checkbox"/> Gause swabs                   |
| <input type="checkbox"/> Trocars                    | <input type="checkbox"/> Syringes & needles            |
| <input type="checkbox"/> Lap. scissor, Metzenbaum   | <input type="checkbox"/> Instrument cover              |
| <input type="checkbox"/> Laparoscopic grasper       | <input type="checkbox"/> Light handle covers           |
| <input type="checkbox"/> Laparoscopic dissector     | <input type="checkbox"/> Trays & bowls                 |
| <input type="checkbox"/> Monopolar L-hook electrode | <input type="checkbox"/> Scalpel blades/safety scalpel |
| <input type="checkbox"/> EndoRetrieval Pouch        | <input type="checkbox"/> Specimen cup with lid         |
| <input type="checkbox"/> Monopolar cable            | <input type="checkbox"/> Needle counter                |
| <input type="checkbox"/> Suction & Irrigation set   | <input type="checkbox"/> Sutures                       |
| <input type="checkbox"/> Insufflation tube          | <input type="checkbox"/> Sharps passing tray           |
| <input type="checkbox"/> Smoke filter               | <input type="checkbox"/> Post-operative dressings      |
| <input type="checkbox"/> Anti-fog solution          | <input type="checkbox"/> Time-out drape                |

\* e.g. scissor, needle holder, forceps

# Everything your team needs

## Mölnlycke® orthopaedic solutions

### 2 Mepilex® Border Post-Op

The flexible absorbent all-in-one post-op dressing

### 4 BARRIER® Staff clothing

Comfort and advanced protection

### 6 Plume Evacuation

Integrated Plume evacuation pencil with build-in telescopic function

### 1 Pulsed Lavage and tray components

Wide range of high quality tray components

### 3 Biogel® Gloves

Advanced protection and high levels of fit, feel and comfort

### 5 BARRIER® Drapes


All-in-one speciality drapes to meet the stringent needs of orthopaedic surgery



Truly customised  
orthopaedic solutions

# Mölnlycke® Pulsed Lavage

Truly customised orthopaedic solutions



Battery version



AC version

Mölnlycke Pulsed Lavage is DEHP free

Our single-use high pressure pulsed lavage system effectively cleans bone and removes debris during total joint procedures. This increases cement penetration into the cancellous bone for potentially stronger implant fixation and reduced revision rates. It is also an effective mechanical wound debridement system for cleaning wounds, removing dirt, necrotic tissue and debris.

## Available in two versions

- **AC adapter:** reduced environmental impact thanks to lack of alkaline batteries. Single-use handpiece and re-usable AC adapter
- **Built-in battery:** a flexible and mobile version with battery pack integrated into the handpiece, for quick and easy battery removal

## All included means no hidden costs

- Ergonomic and comfortable handpiece
- Short fan spray tip with double splash shield
- Long femoral canal tip
- Integrated suction and irrigation
- Cleaning rod for solving potential occlusion in the femoral tip

## Single packed or included in ProcedurePak® trays

- Include Pulsed Lavage in your customised procedure-specific tray for efficiency gains
- For hip revision surgery we have a special tip to handle small bone and cement parts. Available as sterile single packed
- Also available as a sterile single packed

## Filtered revision Tip

- For hip revision surgery we have a special tip to handle small bone and cement parts. Available as sterile single packed

\* Pulsed Lavage's legal manufacturer is Kaiser Technology co., Ltd.  
Mölnlycke Health Care is importer and distributor.



Mölnlycke® Pulsed Lavage – AC version

Sterile single packed

Ref. No.	Description
9750000	Pulsed Lavage System, AC Power
9752000	AC Power Supply (AC100~240V), Europe
9752010	AC Power Supply (AC100~240V), DK
9752020	AC Power Supply (AC100~240V), UK
9752030	AC Power Supply (AC100~240V), AUS
9752040	AC Power Supply (AC100~240V), CH
9751000	Coaxial Canal Brush Tip
9751001	Cone tip
9751002	Coaxial Canal tip
9751003	Hip Revision Tip




AC Version



AC Adapter



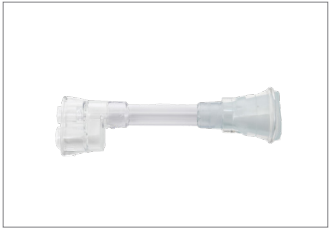
Coaxial Canal Brush Tip



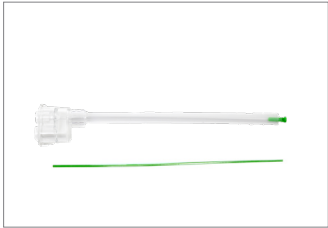
Hip Revision Tip

Available in trays

Description
Pulsed Lavage System, AC Power
Coaxial Canal Brush Tip



Cone Tip

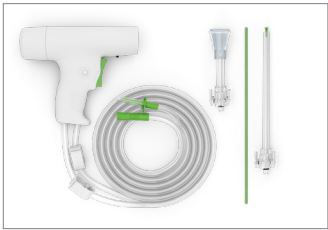


Coaxial Canal Tip


Mölnlycke® Pulsed Lavage – Build-in Battery

Sterile single packed

Ref. No.	Description
9750003	Pulsed Lavage System, Built-in Battery
9751004	Coaxial Canal Brush Tip
9751005	Cone tip
9751006	Coaxial Canal tip
9751007	Hip Revision Tip




Built-in Battery




Coaxial Canal Brush Tip

Available in trays

Description
Pulsed Lavage System, Built-in Battery
Coaxial Canal Brush Tip



Cone Tip




Hip Revision Tip



Coaxial Canal Tip

# Surgical plume evacuation pencil



Surgical staff are at risk every time surgical plume is created in the operating room. The solution is in your hands with the new, unique Mölnlycke® Plume Evacuation Pencil, a superior solution that ensures minimised plume exposure and clear visualization of the operative site. Putting the safety of you and your patients first.

- A unique all in one light-weight, slim design with an integrated telescopic function providing an immediate, on demand, solution for both deep and shallow incisions.
- Mölnlycke Plume Evacuation Pencil offers a sustainable solution, DEPH and PVC free.
- Very high suction capacity minimising plume exposure and providing rapid visualisation of the operative site.
- Available both in your customized surgical trays as well as single packed

# Technical data

## Choice of electrodes:

- Stainless steel ❶ for quick, simple cases.
- Coated PTFE ❷ for reduced interruption of surgery due to eschar build up.
- Insulated PTFE ❸ for reduced risk of inadvertent tissue damage when operating in tight spaces.



- 360° swivel handle enables freedom of movement reducing the risk of wrist fatigue
- Universal 22mm connector to fit all plume evacuation machines
- Narrow diameter ensures precise control and greater visualisation, especially in restricted spaces
- Convenient 4 metre cable

## Ordering information (for single packed)

Ref. No.	Description
420100-00	Plume Evacuation Pencil, PTFE electrode
420101-00	Plume Evacuation Pencil, PTFE Insulated electrode
420102-00	Plume Evacuation Pencil, SS electrode

## Ordering information (for inclusion in Mölnlycke® ProcedurePak)

Ref. No.	Description
2325334	Plume Evacuation Pencil, PTFE electrode
2325352	Plume Evacuation Pencil, PTFE Insulated electrode
2325353	Plume Evacuation Pencil, SS electrode
2326215	Tungsten electrode, 5,5cm
2326246	Tungsten electrode, 7cm
2326271	Ceramic electrode, 7cm

Prima Medical Limited is the legal manufacturer of the Plume Evacuation Pencil .

# Orthopaedic tray components

When customising your procedure specific trays for e.g. knee, hip or shoulder replacement, you select components from a huge quality assortment with support and advice from our specialists. The products shown represent just a small part of our full assortment, and can of course all be included in your customised Mölnlycke® orthopaedic tray.

## The flexible all-in-one post-op dressing

Mepilex® Border Post-Op may:

- Help reduce SSI by minimising number of dressing changes and periwound skin damage<sup>34-37</sup>
- Support patient mobilisation by being flexible and gently adhering<sup>36</sup>
- Reduce dressings-related cost by minimising number of dressing changes<sup>34-35</sup>



Ref. No.*	Description
496400	Mepilex® Border Post-Op 10x20
496450	Mepilex® Border Post-Op 10x25
496100	Mepilex® Border Post-Op 6x8
496200	Mepilex® Border Post-Op 9x10
496300	Mepilex® Border Post-Op 10x15
496600	Mepilex® Border Post-Op 10x30
496650	Mepilex® Border Post-Op 10x35

## Skin Stapler

We can provide skin staplers from the two biggest suppliers – Teleflex® (Weck Visistat) and Medtronic® (Appose), available in both sizes wide (W) and regular®.





# Your guide for selecting all the components needed for your specific Orthopedic procedures

All products can be included in a ProcedurePak® tray to meet your needs and preferences.

## This is your check list for a knee replacement

- |   |   |   |
|---|---|---|
| <input type="checkbox"/> Patient drapes       | <input type="checkbox"/> Plume evacuation pencil            | <input type="checkbox"/> Trays and bowls          |
| <input type="checkbox"/> Table covers         | <input type="checkbox"/> Diathermy pencil                   | <input type="checkbox"/> Basin liner              |
| <input type="checkbox"/> Gowns                | <input type="checkbox"/> Special electro surgery electrodes | <input type="checkbox"/> Needle counter           |
| <input type="checkbox"/> Incise film          | <input type="checkbox"/> Gauze towels & swabs               | <input type="checkbox"/> Single use instruments*  |
| <input type="checkbox"/> Equipment covers     | <input type="checkbox"/> Tubing                             | <input type="checkbox"/> Skin marker              |
| <input type="checkbox"/> Pulsed Lavage        | <input type="checkbox"/> Scalpel blades/safety scalpel      | <input type="checkbox"/> Sharps passing tray      |
| <input type="checkbox"/> Cement mixing system | <input type="checkbox"/> Skin stabler                       | <input type="checkbox"/> "Anti-slip" mat          |
| <input type="checkbox"/> Sutures              | <input type="checkbox"/> Light handle covers                | <input type="checkbox"/> Time-out drape           |
| <input type="checkbox"/> Suction set          | <input type="checkbox"/> Wound drainage system              | <input type="checkbox"/> Post-operative dressings |
| <input type="checkbox"/> Syringes & needles   | <input type="checkbox"/> Bandages incl. Esmark              |   |

\* e.g. scissor, needle holder, forceps



# ProcedurePak<sup>®</sup> trays

Colour code your trays and inventory  
to become even more efficient



Spending too much time with materials and too little time with patients?  
With our colour coding solution, the material flow becomes part of a well-organised  
and 'well-oiled machine'. This facilitates faster, more efficient picking and restocking<sup>53</sup>.

## Benefits:

- Support easy identification and opening of the right tray for your procedure
- Replenish and manage inventory more efficiently
- Enable all hospital personnel to efficiently pick and prepare
- Support O.R. efficiency by achieving shorter preparation and change-over time between surgeries<sup>53</sup>
- Warehouse handling will also be made easier with colour coded transport boxes

## Colour coded inventory

Colour coded transport box and a colour label on the side of the tray enables shorter preparation and change-over time between surgeries.

Taking colour coding a step further, Mölnlycke can also offer supplementary support with material to help you colour code storage rooms for more efficient inventory management.

You can choose between 12 colours:



# Easy steps to colour code your ProcedurePak® tray and inventory

## STEP 1

### Colour code your ProcedurePak trays

Choose one of the existing 12 colours and decide on a side label text for each of your procedure trays. The transport boxes will also be colour coded.

You can choose between 12 colours:



## STEP 2

### Configure your colour coding kit

Based on your needs, configure your colour coding kit from the following items:

- Colour coded labels and barcodes
- Top shelf label holders
- Shelf label holders
- Coloured tape for marking on shelves and floor

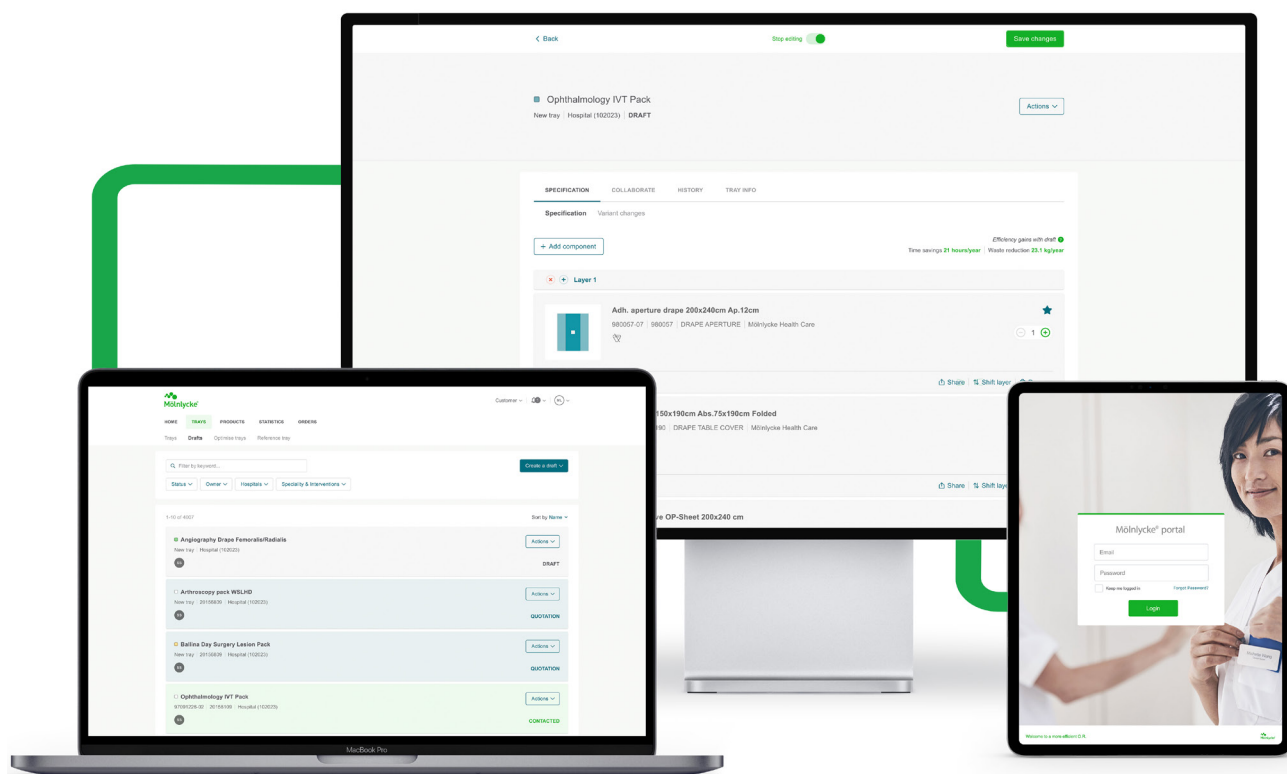


### Colour code your inventory

With the combination of your colour coded ProcedurePak® trays and customised colour coding kit you can now set up your inventory for more efficient material flow enabling shorter preparation and change-over times.



# Maximising the value of your trays



## Manage all your ProcedurePak® trays from one place

Your organisation can save time, money and avoid waste with surgical procedure trays. Now you can also manage all your ProcedurePak® trays from one place.

Your team can use the Mölnlycke® Portal to easily build, analyse, change and estimate tray purchases – with the support of detailed statistics and reports.

### ✓ Control

#### **Optimise and control your ProcedurePak trays**

The Mölnlycke Portal puts you in control of your team's trays. You can manage spending on components and optimise value thanks to detailed statistics.

### ✓ Transparency

#### **Total visibility to your ProcedurePak trays**

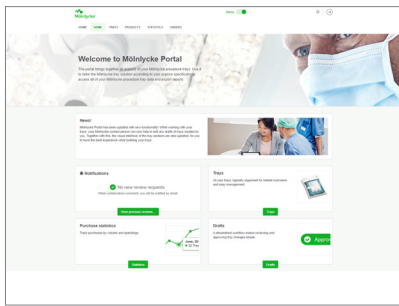
The Mölnlycke Portal lets relevant users throughout the organisation manage the use of trays by viewing all trays and components of each customised tray.

### ✓ Efficiency

#### **Efficient way of working**

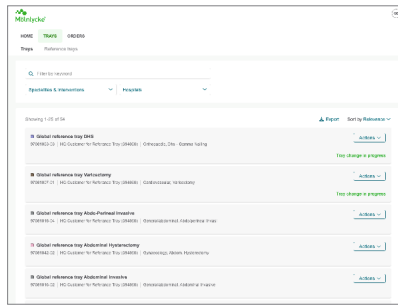
Our digital tool is easy to use with simple and logical steps. Mölnlycke Portal gives you the possibility to share tray information quickly and easily and to approve tray changes in an efficient way.





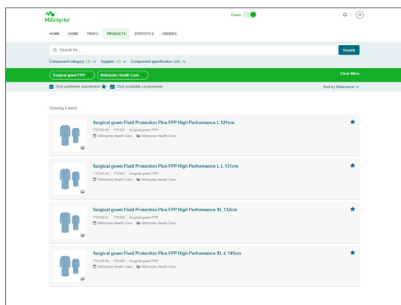
### Start page

Here you can see a summary with links to the different sections available.



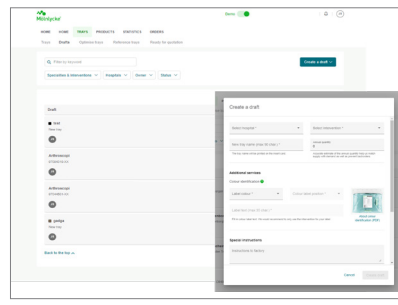
### See all your trays and optimise

In the tray overview you can follow all your trays and organize them with filters. For each tray you can see all specifications and to follow up on statistics. You can also optimise your trays and make them even more efficient.



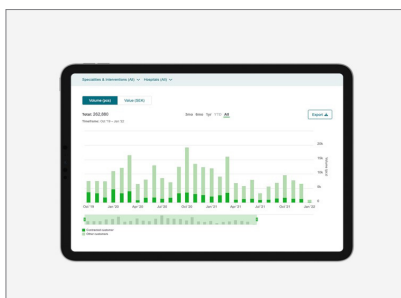
### See all available products

This is an overview of all the products in a product catalogue that are possible to include in a tray. You can search, filter on category, supplier or specifications.



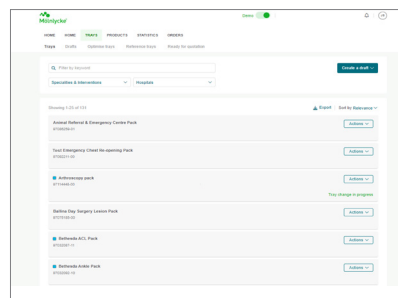
### Tray drafts and creating new trays

Here you will see an overview of all your tray drafts and also all tray changes. You can also easily create a tray draft, and build it from an existing, a blank or from a reference. The reference trays will give you guidance of an optimal tray composition focusing on efficiency and value.



### Statistics and data

Statistics for all your trays and products, that you also can export. Follow up on volume and purchases for different time frames in this dashboard.



### Order status and deliveries

Showing you all the information of your order status, order content and deliveries. Your team has round-the-clock access to logistical information.

## This is how you can maximise the value

The Mölnlycke® Portal helps you to get the best value for money by making it easy to assemble the most cost-efficient ProcedurePak® trays with the right components. All from one place. Improve control over your trays – and maximise their value.

Use the Mölnlycke Portal to:

- Tailor the trays to your precise specifications
- Get suggestions on how to optimise your trays
- Access all your ProcedurePak tray data
- See all your tray logistics details for greater control

## Take a test drive!

Try the Mölnlycke® Portal for yourself and see how it can benefit you and your organisation!



## BARRIER® surgical drapes

All products and solutions within the BARRIER® range of surgical drapes are developed and designed to facilitate the everyday work of the operating room.

Through the comprehensive range of procedure specific products, BARRIER can provide you with innovative product solutions designed to offer the optimal combination of protection and functionality. All BARRIER drapes are designed to ensure the best possible patient safety by providing an optimal barrier against

microbial migration. Effective infection control is achieved through impermeable materials where needed, while effective fluid control is obtained through absorption or fluid collection pouches – allowing for a drier working area. Our attention to detail also ensures that all foldings are designed for optimal aseptic handling and easy application.

The BARRIER products also come complete with the best available service and support including both training for

optimal usage and tailored supply and logistic solutions all according to the customers' need.

BARRIER is Europe's leading brand in single-use surgical drapes and today, we are setting the standard with a range that fulfills the different needs in the operating room. For Mölnlycke and the BARRIER range, our strong commitment is to the medical profession and to patients undergoing treatment.

## SET SETUP:

Product Name: **UNIVERSAL SET BASIC**

Description & Size: 6/12 **698900**

Pieces in Dispenser Box: 6/12

Pieces in Transport Box: **698900**

Sterile Reference Number of Articles (Bold): **698900**

Non sterile Reference Number of Articles. Articles available for inclusion i Trays only.

Number of Items

Ref. no non-sterile	Qty	Description
996106	1	mayo stand cover 79x145cm, 65x85cm absorbent
-	4	cellulose towel 18x25cm
911500	1	op-tape 9x49cm
930200	2	adhesive towel 90x75cm
967775	1	a dhesive op-sheet 175x175cm
967776	1	adhesive op-sheet 240x150cm
90190	1	table cover 150x190cm, 75x190cm absorbent

## SINGLE PACKED SETUP:

Product Name: **ADHESIVE OP-SHEET BARRIER® FLEX**

Description & Size: RET/TRP

Pieces in Dispenser Box: 20/40

Pieces in Transport Box: 14/28

Sterile Reference Number of Articles (Bold): **66002**

Non sterile Reference Number of Articles. Articles available for inclusion i Trays only.

Ref. no sterile	Ref. no non-sterile	Description
<b>66002</b>	76002	Adhesive op-sheet 175x175cm, patched, BARRIER® Flex
<b>66003</b>	76003	Adhesive op-sheet 300x175cm, patched, BARRIER® Flex


Absorbent and Impermeable Multi Layer Material Use: Drapes

Impermeable 1 ply material use: Drapes and gowns

Absorbent and Impermeable Reinforcement Use: Drapes and Gowns



Elastic Film Use: Drapes




Clear Plastic Film,  
transparent Use: Drapes



Incise film Use:  
Drapes



Impermeable 1 ply material  
Use: Drapes and gowns  
2 ply




Absorbent and  
Impermeable 2 ply  
Material Use: Drapes



Absorbent and Impermeable  
Multi Layer Material Use: Drapes



Impermeable with comfort layer  
2 ply Material  
Use: Drapes and Gowns



Fluid Repellent Material Use:  
Drapes and Gowns



Highly Fluid Repellent  
Material Use: Drapes and  
Gowns



Absorbent and Impermeable  
Reinforcement Use:  
Drapes and Gowns




Highly Absorbent Patch +  
Absorbent 1 ply  
Material Use: Drapes



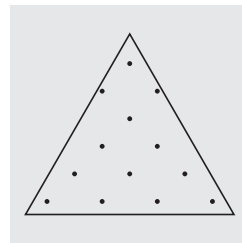
Highly Absorbent and  
Impermeable Reinforcement  
Use: Drapes



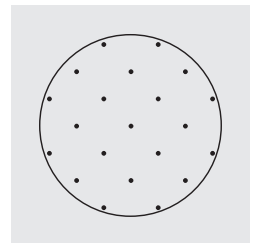
Foam Material Use: Drapes



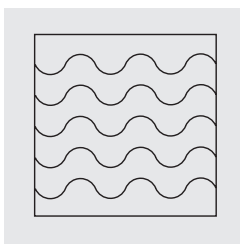
Standard Nonwoven  
Abdominal Swab




Standard Nonwoven  
Surgical Swab



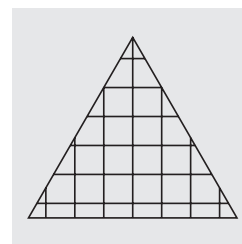
Standard Nonwoven Surgical  
Sponge



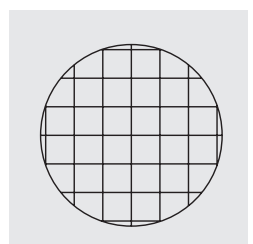
Standard Nonwoven  
Surgical Sponge



Standard Gauze Abdominal  
Swab



Standard Gauze Abdominal  
Swab



Standard Gauze Surgical  
Sponge





## BARRIER® ISCC assortment

As a medical device supplier our most important mission is to deliver a product that is safe to use and ensure that the intended use of providing infection control is optimized. We will never compromise the safety of the patient. We have together with our suppliers listed different routes to enable us to become more sustainable. The long-term goal is to provide a climate neutral product.

### Convert to renewable materials

- Biobased
- Reducing CO<sub>2</sub> emissions (this is not only related to renewable materials but the effect is bigger due to the absorption).

By using biobased products, we can reduce the depletion of fossil oil and the reduce the accumulation of CO<sub>2</sub> gases into our atmosphere. Actually, by using bio-based material we absorb CO<sub>2</sub> from the atmosphere.

### Increase recycled materials

If possible, we could make our products from recycled materials. We will investigate if that is possible to do without compromising the safety of the product.

### Decrease material in production

- We will seek to reduce the weight (down gauge) of the raw materials into our products
- Minimize scrap in production
- Decrease our raw material waste

### Reducing use of toxic chemicals

We always evaluate the chemical composition of our products. It is important to assure that forbidden or not wanted chemicals are not used in the production/product that can endanger the patient safety as well as the environment.

### Increase use of bio-based raw materials

We will start with implementing bio-based material and it will gradually be reducing fossil-based CO<sub>2</sub> emissions in our supply chain, in our production, optimising our resource use and maintaining full traceability.

We will commit to use a big share of bio-based materials in our process for creation of new sustainable products. We will introduce this step by step as we improve our environmental performance.

However, how can customers know and trust that we are doing something? This is where ISCC comes in.

### What does "ISCC" stand for?

The acronym ISCC stands for International Sustainability and Carbon Certification.

### What is it?

It is an independent multi-stakeholder organization responsible for the development, surveillance, revision, and continuous improvement of the ISCC certification system. Members includes farmers, industries, research institutions, and non-governmental organisations like WWF.

### What is the ISCC system?

It is a system where biomass and other raw materials are produced in an environmentally, socially, and economically sustainable manner and fully traceable through the whole supply chain.



## Mass balance i general terms

Mass balance is a concept that has existed for a long time, although most people usually don't recognize it as mass balance.

### What is it?

In short, mass-balance is a mechanism to disconnect a positive value of something physical that has happened at a certain point of origin and transfer that value through a chain of different carriers.

### How does it work?

It works by using book-keeping from the point of origin until it reaches the customer. There are of course very specific and controlled rules to follow as part of being certified to these systems.

### Naphtha

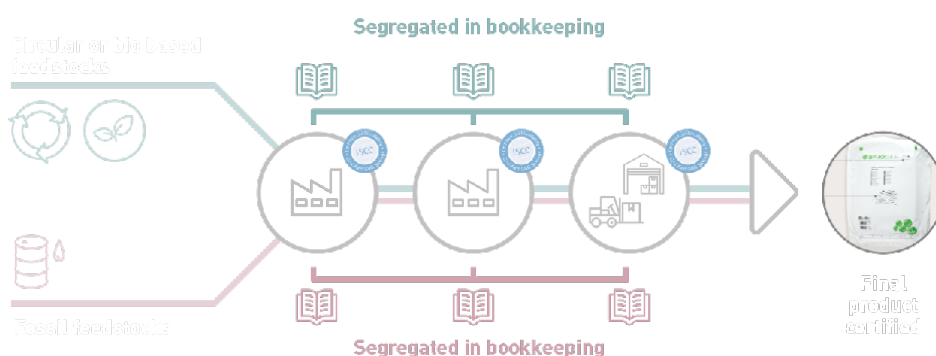
The chemical source for PE, polyethylene, is called naphtha. Naphtha can be produced from both fossil and renewable sources. We want it to come from a particular renewable source right now, Tall Oil, which is a residue from wood pulp industry.

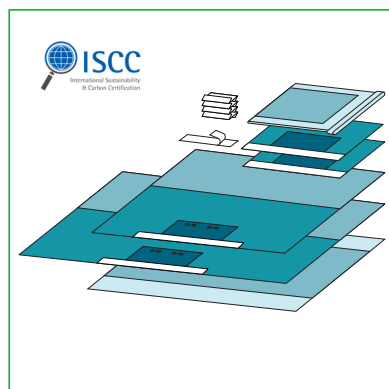
### Is it the same product?

Ethylene produced from both bio-naphtha and fossil naphtha is however chemically exactly the same, and it is produced using the same equipment in which the ethylene from these two sources are mixed. From this point it is impossible to trace where each molecule is coming from, or where they are going.

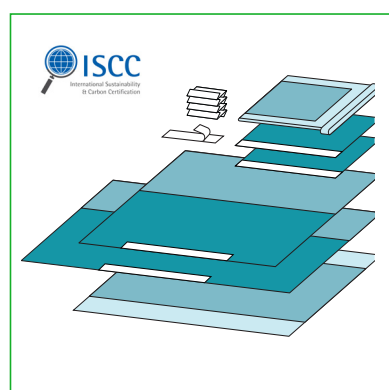
### What can we claim?

The input and output are controlled by exact book-keeping which makes it possible to say how many ethylene molecules that is originating from Tall Oil. It is only this used amount that can be sold as PE film with certified bio-claim.

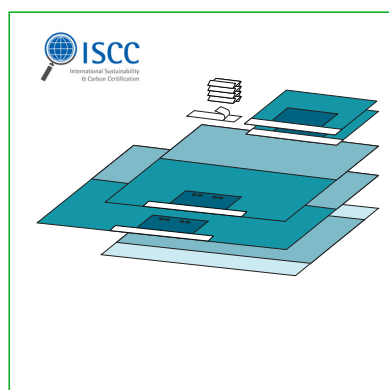


**UNIVERSAL SET STANDARD ISCC**
**6/12 60054**


Ref. no non-sterile	Qty	Description
996106	1	mayo stand cover 79x145cm, 65x85cm absorbent
70200	2	adhesive towel 90x75cm ISCC
-	4	cellulose towel 18x25cm
911500	1	op-tape 9x49cm
70772	1	adhesive op-sheet 175x175cm ISCC
70773	1	adhesive op-sheet 240x150cm ISCC
90190	1	table cover 150x190cm, 75x190cm absorbent

**UNIVERSAL SET BASIC ISCC**
**6/12 60900**


Ref. no non-sterile	Qty	Description
996106	1	mayo stand cover 79x145cm, 65x85cm absorbent
-	4	cellulose towel 18x25cm
911500	1	op-tape 9x49cm
70300	2	adhesive towel 90x75cm ISCC
70775	1	adhesive op-sheet 175x175cm ISCC
70776	1	adhesive op-sheet 240x150cm ISCC
90190	1	table cover 150x190cm, 75x190cm absorbent

**UNIVERSAL SET STANDARD ISCC**
**7/14 60340**


Ref. no non-sterile	Qty	Description
70200	2	adhesive towel 90x75cm ISCC
-	4	cellulose towel 18x25cm
911500	1	op-tape 9x49cm
70772	1	adhesive op-sheet 175x175cm ISCC
70773	1	adhesive op-sheet 240x150cm ISCC
90190	1	table cover 150x190cm, 75x190cm absorbent

**ADHESIVE OP-SHEET STANDARD ISCC**


Ref. no sterile	Ref. no non-sterile	Description	RET/TRP
	70772	Adhesive op-sheet 175x175cm, patched, ISCC	
	70773	Adhesive op-sheet 240x175cm, patched, ISCC	
	70782	Adhesive op-sheet 300x175cm, patched, ISCC	

## ADHESIVE OP-TOWEL PATCHED ISCC




Ref. no sterile	Ref. no non-sterile	Description	RET/TRP
<b>60800</b>	70200	Adhesive towel 90x75cm, patched, ISCC	45/90

## ADHESIVE OP-TOWEL ISCC




Ref. no sterile	Ref. no non-sterile	Description	RET/TRP
<b>60500</b>		Adhesive towel 75x75cm, ISCC	35/210
<b>60677</b>	70300	Adhesive towel 90x75cm, ISCC	32/192

## ADHESIVE OP-SHEET ISCC



Ref. no sterile	Ref. no non-sterile	Description	RET/TRP
<b>60761</b>	70776	Adhesive op-sheet 240x150cm, ISCC	12/24
<b>60750</b>	70775	Adhesive op-sheet 175x175cm, ISCC	13/26


## OP-TOWEL 2-PLY, ISCC



Ref. no sterile	Ref. no non-sterile	Description	RET/TRP
<b>60530</b>		Op-towel, 2-ply 75x90cm, ISCC	38/228



**REINFORCED MAYO STAND COVER, ISCC**

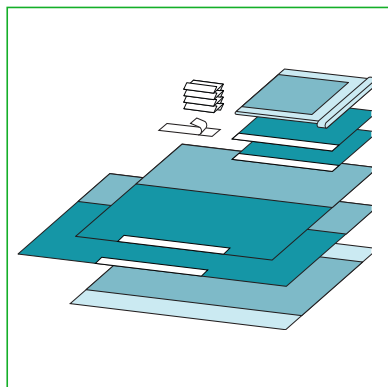


Ref. no sterile	Ref. no non-sterile	Description	RET/TRP
-	996113	Reinforced Mayo stand cover 79x145cm, 65x85cm absorbent, telescopic folded	
-	996108	Reinforced Mayo stand cover 79x145cm, 65x85cm absorbent	



## UNIVERSAL SET BASIC

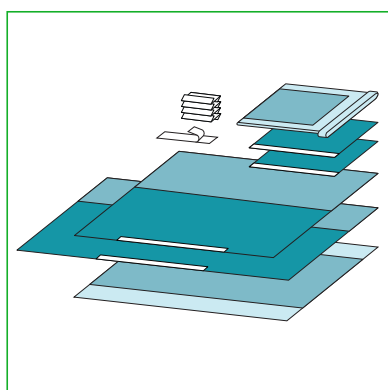
6/12 698900



Ref. no non-sterile	Qty	Description
996106	1	mayo stand cover 79x145cm, 65x85cm absorbent
-	4	cellulose towel 18x25cm
911500	1	op-tape 9x49cm
930200	2	adhesive towel 90x75cm
967775	1	adhesive op-sheet 175x175cm
967776	1	adhesive op-sheet 240x150cm
90190	1	table cover 150x190cm, 75x190cm absorbent

## PAEDIATRIC SET BASIC

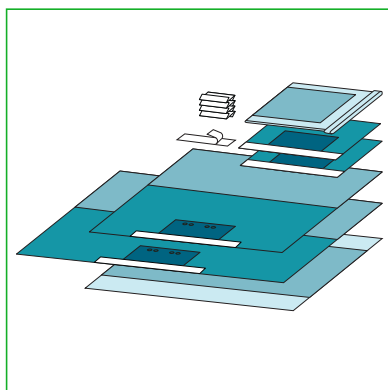
6/12 699010



Ref. no non-sterile	Qty	Description
996106	1	mayo stand cover 79x145cm, 65x85cm absorbent
-	4	cellulose towel 18x25cm
917198	2	adhesive towel 75x73cm, adhesive 2,5cm
911500	1	op-tape 9x49cm
917775	1	adhesive op-sheet 175x173cm, adhesive 2,5cm
917776	1	adhesive op-sheet 240x148cm, adhesive 2,5cm
90190	1	table cover 150x190cm, 75x190cm absorbent

## UNIVERSAL SET STANDARD

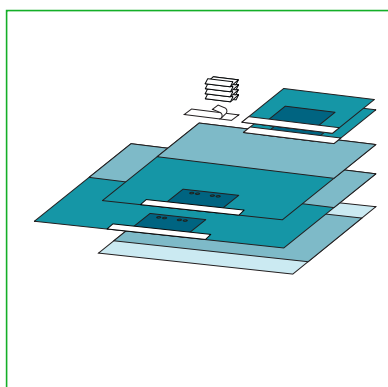
6/12 699054



Ref. no non-sterile	Qty	Description
996106	1	mayo stand cover 79x145cm, 65x85cm absorbent
910200	2	adhesive towel 90x75cm
-	4	cellulose towel 18x25cm
911500	1	op-tape 9x49cm
967772	1	adhesive op-sheet 175x175cm
967773	1	adhesive op-sheet 240x150cm
90190	1	table cover 150x190cm, 75x190cm absorbent

## UNIVERSAL SET STANDARD

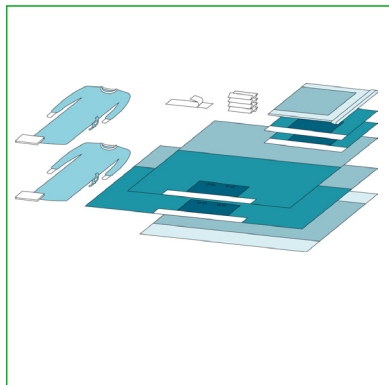
7/14 699340



Ref. no non-sterile	Qty	Description
910200	2	adhesive towel 90x75cm
-	4	cellulose towel 18x25cm
911500	1	op-tape 9x49cm
967772	1	adhesive op-sheet 175x175cm
967773	1	adhesive op-sheet 240x150cm
90190	1	table cover 150x190cm, 75x190cm absorbent

## UNIVERSAL SET STANDARD

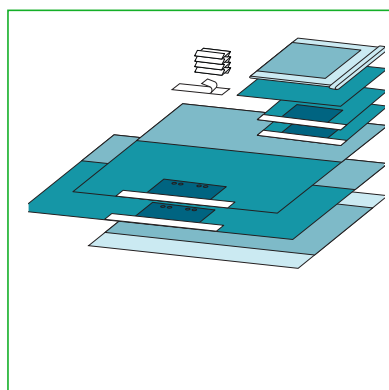
4/8 699600



Ref. no non-sterile	Qty	Description
750105	1	surgical gown LL + 2 hand towel 30x40cm, wrapped
996106	1	mayo stand cover 79x145cm, 65x85cm absorbent
-	4	cellulose towel 18x25cm
910200	2	adhesive towel 90x75cm
750111	1	surgical gown XLL
911500	1	op-tape 9x49cm
967772	1	adhesive op-sheet 175x175cm
967773	1	adhesive op-sheet 240x150cm
90190	1	table cover 150x190cm, 75x190cm absorbent

## UNIVERSAL SET STANDARD

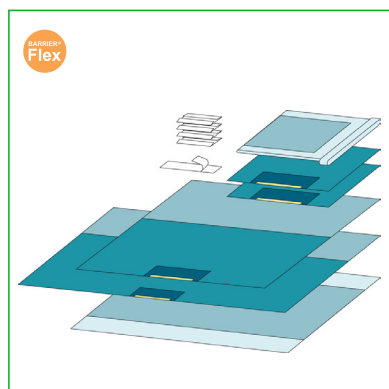
6/12 699640



Ref. no non-sterile	Qty	Description
996106	1	mayo stand cover 79x145cm, 65x85cm absorbent
910519	1	op-towel 75x90cm
-	4	cellulose towel 18x25cm
910198	2	adhesive towel 75x75cm
911500	1	op-tape 9x49cm
967772	1	adhesive op-sheet 175x175cm
967773	1	adhesive op-sheet 240x150cm
90190	1	table cover 150x190cm, 75x190cm absorbent

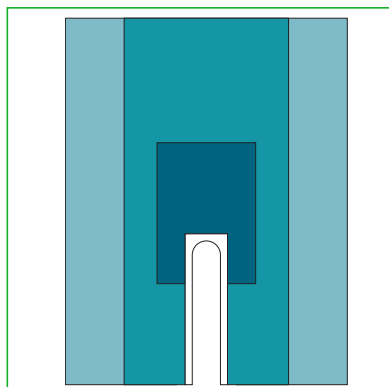
## UNIVERSAL SET BARRIER® FLEX

5/10 66010



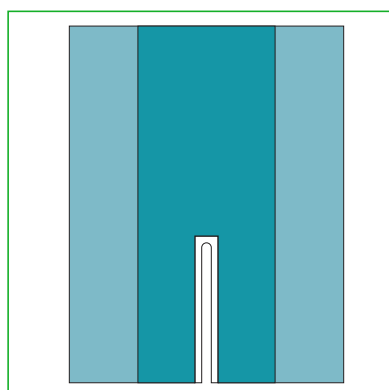
Ref. no non-sterile	Qty	Description
996106	1	mayo stand cover 79x145cm, 65x85cm absorbent
76001	2	adhesive towel 90x75cm
-	4	cellulose towel 18x25cm
911500	1	op-tape 9x49cm
76002	1	adhesive op-sheet 175x175cm
76003	1	adhesive op-sheet 300x175cm
90190	1	table cover 150x190cm, 75x190cm absorbent

## SPLIT SHEETS PATCHED




Ref. no sterile	Ref. no non-sterile	Description	RET/TRP
<b>60502</b>	70502	Split sheet 200x150cm, split 7x65cm, patch 70x100cm	10/40
<b>60503</b>	70503	Split sheet 200x260cm, split 7x102cm, patch 70x100cm	14/28
<b>60504</b>	70504	Split sheet 200x260cm, split 20x102cm, patch 70x100cm	14/28
<b>60506</b>	70506	Split sheet 200x290cm, split 7x102cm, patch 70x100cm	12/24
-	70508	Split sheet 230x150cm, split 7x65cm, patch 70x100cm	-
-	70509	Split sheet 150x260cm, split 7x65cm, patch 70x100cm	-
-	70511	Split sheet 230x330cm, split 20x102cm, patch 70x160cm	-
-	70512	Split sheet 200x260cm, split 20x102cm, patch 70x160cm	-
-	70513	Split sheet 250x290cm, split 20x102cm, patch 70x160cm	-

## SPLIT SHEETS




Ref. no sterile	Ref. no non-sterile	Description	RET/TRP
<b>778900</b>	980789	Split sheet 150x125cm, split 7x45cm	15/60
<b>779300</b>	980793	Split sheet 200x260cm, split 7x102cm	13/26
-	980776	Split sheet 150x260cm, split 7x65cm	-
-	950799	Split sheet 200x260cm, split 20x102cm	-
-	75012	Split sheet 200x290cm, split 7x65cm, narrow adhesive	-

## ADHESIVE OP-SHEET BARRIER® FLEX




Ref. no sterile	Ref. no non-sterile	Description	RET/TRP
<b>66002</b>	76002	Adhesive op-sheet 175x175cm, patched, BARRIER® Flex	20/40
<b>66003</b>	76003	Adhesive op-sheet 300x175cm, patched, BARRIER® Flex	14/28

## ADHESIVE OP-SHEET




Ref. no sterile	Ref. no non-sterile	Description	RET/TRP
<b>777400</b>	967774	Adhesive op-sheet 175x150cm	18/36
<b>777600</b>	967776	Adhesive op-sheet 240x150cm	16/32
<b>778200</b>	967882	Adhesive op-sheet 300x175cm	9/18
<b>920496</b>	967775	Adhesive op-sheet 175x175cm	18/36

## ADHESIVE OP-SHEET NARROW ADHESIVE




Ref. no sterile	Ref. no non-sterile	Description	RET/TRP
<b>777025</b>	917770	Adhesive op-sheet 140x100cm, narrow adh.	20/40
<b>777525</b>	917775	Adhesive op-sheet 175x173cm, narrow adh.	13/26
-	75013	Adhesive op-sheet 175x200cm, narrow adh.	
-	917776	Adhesive op-sheet 240x148cm, narrow adh.	

## ADHESIVE OP-SHEET PATCHED




Ref. no sterile	Ref. no non-sterile	Description	RET/TRP
<b>66550</b>	967784	Adhesive op-sheet 200x200cm, patched	11/22
<b>66540</b>	76540	Adhesive op-sheet 260x175cm, patched, full adhesive	13/26
-	76408	Adhesive op-sheet 200x240cm, patched	
-	76409	Adhesive op-sheet 240x175cm, patched	
-	76410	Adhesive op-sheet 300x175cm, patched	
-	967772	Adhesive op-sheet 175x175cm, patched	
-	967773	Adhesive op-sheet 240x150cm, patched	
-	967782	Adhesive op-sheet 300x175cm, patched	
-	76500	Adhesive op-sheet 300x250cm, patched	

## OP-SHEET 3-PLY




Ref. no sterile	Ref. no non-sterile	Description	RET/TRP
<b>777900</b>	910184	Op-sheet 90x150cm	30/60
<b>778000</b>	910185	Op-sheet 150x175cm	14/28
<b>778100</b>	910186	Op-sheet 150x240cm	11/22

## OP-SHEET 2-PLY




Ref. no sterile	Ref. no non-sterile	Description	RET/TRP
<b>80649015</b>	8018	Op-sheet, 2-ply 90x150cm	18/72

## ADHESIVE OP-TOWEL BARRIER® FLEX




Ref. no sterile	Ref. no non-sterile	Description	RET/TRP
<b>66001</b>	76001	Adhesive towel 90x75cm, patched, BARRIER® Flex	24/48

## ADHESIVE OP-TOWEL



Ref. no sterile	Ref. no non-sterile	Description	RET/TRP
<b>706300</b>	947063	Adhesive towel 75x50cm	50/300
<b>706400</b>	947064	Adhesive towel 50x50cm	65/390
<b>706500</b>	910598	Adhesive towel 75x75cm	35/210
<b>706700</b>	947067	Adhesive towel 75x100cm	28/168
<b>706900</b>	927069	Adhesive towel 100x100cm	43/86
<b>707500</b>	910598	Adhesive towel 2 pcs 75x75cm	34/204
<b>906677</b>	930200	Adhesive towel 90x75cm	32/192


## ADHESIVE OP-TOWEL PATCHED



Ref. no sterile	Ref. no non-sterile	Description	RET/TRP
<b>66520</b>	76520	Adhesive towel 120x100cm, patched	22/44
<b>706800</b>	910200	Adhesive towel 90x75cm, patched	45/90
-	917069	Adhesive towel 100x100cm, patched	
-	76510	Adhesive towel 200x100cm, patched	




## ADHESIVE OP-TOWEL NARROW ADHESIVE




Ref. no sterile	Ref. no non-sterile	Description	RET/TRP
-	917198	Adhesive towel 75x75cm, narrow adh.	
-	930201	Adhesive towel 90x73cm, narrow adh.	

## ADHESIVE ABSORBENT PAD




Ref. no sterile	Ref. no non-sterile	Description	RET/TRP
<b>706100</b>	904764	Adhesive towel, absorbent pad 55x70cm	40/80

## OP-TOWEL 2-PLY



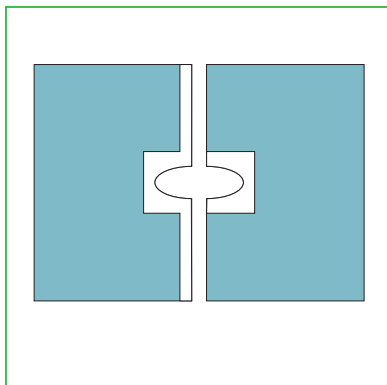
Ref. no sterile	Ref. no non-sterile	Description	RET/TRP
<b>800330</b>	968003	Op-towel, 2-ply 37,5x45cm	40/240
<b>800430</b>	968004	Op-towel, 2-ply 45x75cm	25/150
<b>800530</b>	968005	Op-towel, 2-ply 75x90cm	38/228

## OP-TOWEL 3-PLY



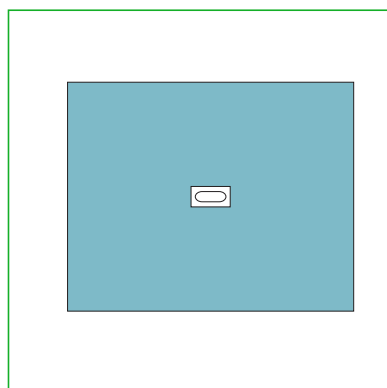
Ref. no sterile	Ref. no non-sterile	Description	RET/TRP
-	910519	Op-towel, 3-ply 75x90cm	

## ADHESIVE APERTURE DRAPE VARIABLE



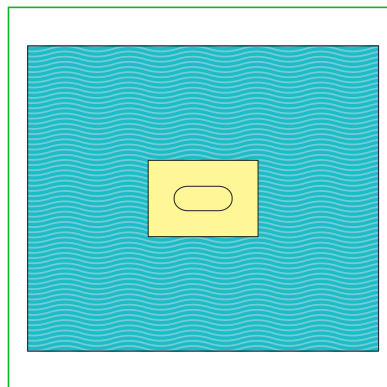
Ref. no sterile	Ref. no non-sterile	Description	RET/TRP
<b>706620</b>	970662	Adhesive aperture drape, variable 50x75cm	42/84
<b>706630</b>	970663	Adhesive aperture drape, variable 75x100cm	30/60

## ADHESIVE APERTURE DRAPE



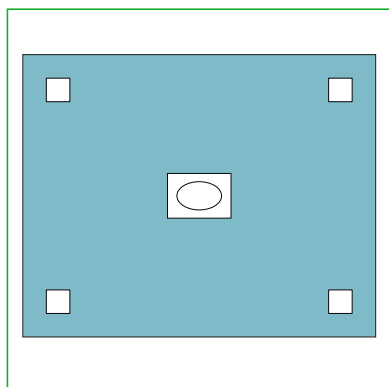
Ref. no sterile	Ref. no non-sterile	Description	RET/TRP
<b>706610</b>	956601	Adhesive aperture drape 100x125cm, ap. 11cm, 45cm from top	20/40
<b>708840</b>	968840	Adhesive aperture drape 120x150cm, ap. 5x7cm	16/32
<b>708850</b>	968850	Adhesive aperture drape 150x180cm, ap. 5x15cm	28/56
<b>708860</b>	968860	Adhesive aperture drape 200x240cm, ap. 12cm	17/34
<b>708870</b>	968870	Adhesive aperture drape 200x280cm, ap. 15cm, 114cm from top	15/30
<b>708880</b>	968880	Adhesive aperture drape 200x280cm, ap. 14x14cm, 124cm from top	14/28
<b>904622</b>	-	Adhesive aperture drape 45x75cm, ap. 7cm	15/90
<b>906542</b>	904758	Adhesive aperture drape 75x90cm, ap. 6x8cm	40/80
<b>906693</b>	904737	Adhesive aperture drape 50x60cm, ap. 6x8cm	75/150
<b>935569</b>	904744	Adhesive aperture drape 120x150cm, ap. 5x7cm, 65cm from top	18/108

## ADHESIVE APERTURE DRAPE



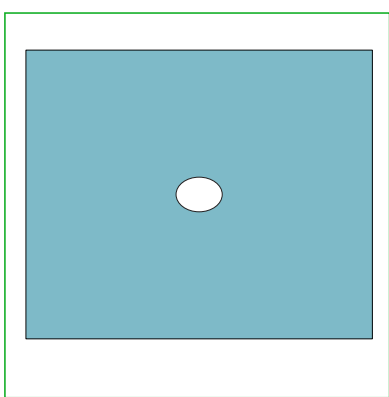
Ref. no sterile	Ref. no non-sterile	Description	RET/TRP
<b>85601</b>	95601	Adhesive aperture drape 115x100cm, incise area 19x8cm	20/40

## ADHESIVE EPIDURAL DRAPE



Ref. no sterile	Ref. no non-sterile	Description	RET/TRP
<b>906540</b>	904741	Adhesive epidural drape 60x75cm, ap. 6x9,5cm	50/100
<b>915447</b>	904704	Adhesive epidural drape 75x80cm, ap. 6x15cm	36/72

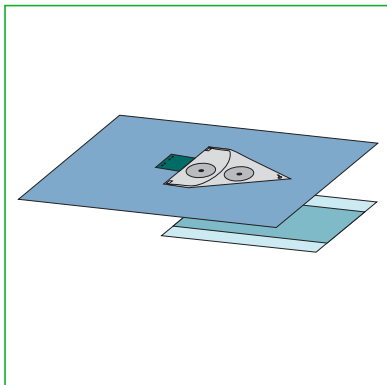
## APERTURE DRAPE



Ref. no sterile	Ref. no non-sterile	Description	RET/TRP
<b>906544</b>	904736	Aperture drape 50x60cm, ap. 6x8cm	70/140

## KNEE ARTHROSCOPY SET

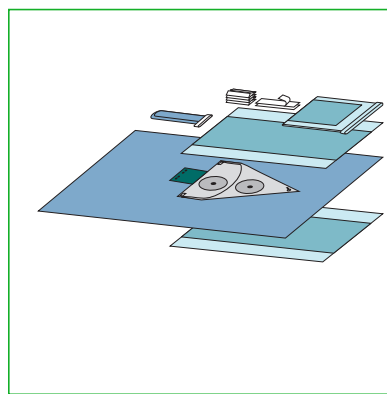
4/8 60101



Ref. no non-sterile	Qty	Description
70104	1	knee arthroscopy drape 220x320cm, ap. 7 and 5cm elastic
90190	1	table cover 150x190cm, 75x190cm absorbent

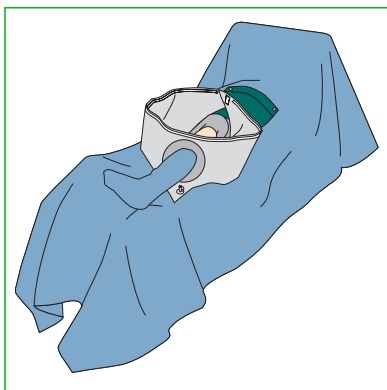
## KNEE ARTHROSCOPY SET

4/8 60102



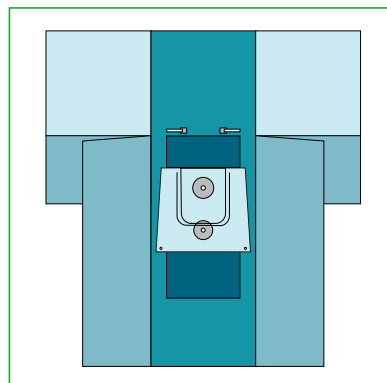
Ref. no non-sterile	Qty	Description
996106	1	mayo stand cover 79x145cm
-	4	cellulose towel 18x25cm
90190	1	table cover 150x190cm, 75x190cm absorbent
946111	1	stockinet S, 22x75cm
911500	2	op-tape 9x49cm
70104	1	knee arthroscopy drape 220x320cm, ap. 7 and 5cm elastic
90190	1	table cover 150x190cm, 75x190cm absorbent

## KNEE ARTHROSCOPY DRAPE



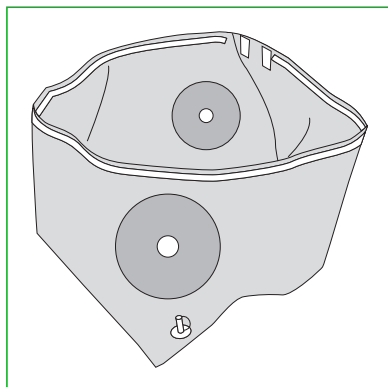
Ref. no sterile	Ref. no non-sterile	Description	RET/TRP
<b>60104</b>	70104	Knee arthroscopy drape 220x320cm, ap. 7 and 5cm elastic	5/10

## KNEE ARTHROSCOPY DRAPE



Ref. no sterile	Ref. no non-sterile	Description	RET/TRP
<b>60105</b>	70105	Knee arthroscopy drape 260/330x320cm, ap. 7 and 5cm elastic, wrapped	4/8

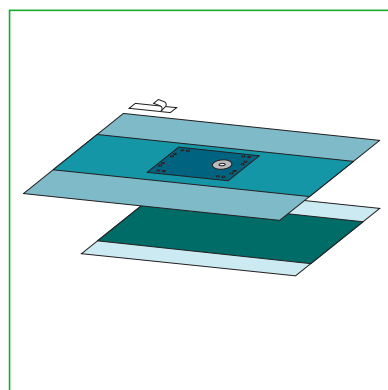
## KNEE ARTHROSCOPY POUCH



Ref. no sterile	Ref. no non-sterile	Description	RET/TRP
<b>69200</b>	79200	Knee arthroscopy pouch 60x120cm, ap. 7 and 5cm elastic	9/18

## EXTREMITY SET

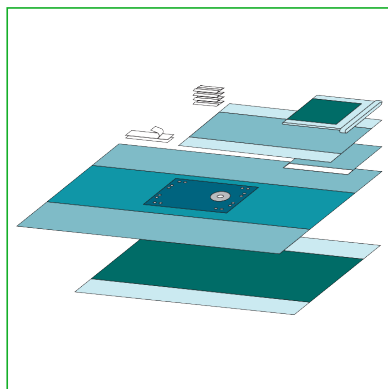
7/14 60202



Ref. no non-sterile	Qty	Description
911500	1	op-tape 9x49cm
70213	1	extremity drape 230x315cm, aperture 7cm elastic
95190	1	reinforced table cover 150x190cm, 75x190cm absorbent

## EXTREMITY SET

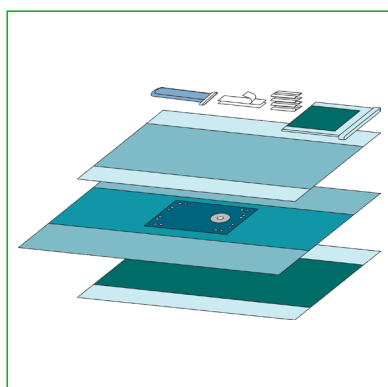
5/10 60208



Ref. no non-sterile	Qty	Description
996109	1	reinforced mayo stand cover 79x145cm, 65x85cm absorbent
-	4	cellulose towel 18x25cm
90190	1	table cover 150x190cm, 75x190cm absorbent
910598	1	adhesive op-towel 75x75cm
911500	2	op-tape 9x49cm
70213	1	extremity drape 230x315cm, aperture 7cm elastic
95190	1	reinforced table cover 150x190cm, 75x190cm absorbent

## EXTREMITY SET

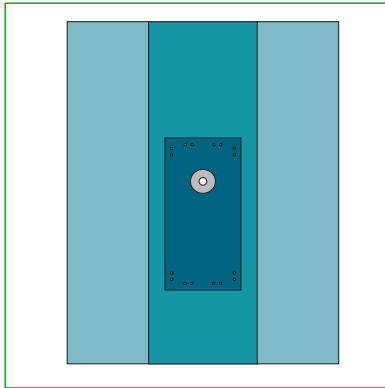
5/10 60209



Ref. no non-sterile	Qty	Description
996109	1	reinforced mayo stand cover 79x145cm, 65x85cm absorbent
-	4	cellulose towel 18x25cm
90190	1	table cover 150x190cm, 75x190cm absorbent
946111	1	stockinet, S, 22x75cm
911500	2	op-tape 9x49cm
70213	1	extremity drape 230x315cm, aperture 7cm elastic
95190	1	reinforced table cover 150x190cm, 75x190cm absorbent

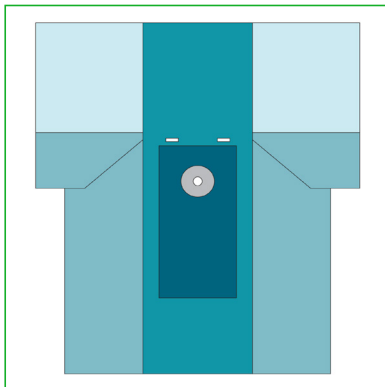


## EXTREMITY DRAPE



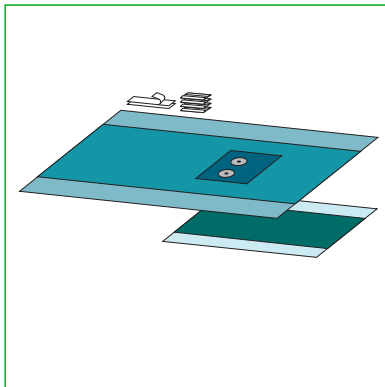
Ref. no sterile	Ref. no non-sterile	Description	RET/TRP
<b>60211</b>	70211	Extremity drape 200x300cm, aperture 7cm elastic	11/22
<b>60213</b>	70213	Extremity drape 230x315cm, aperture 7cm elastic	10/20
	70210	Extremity drape 250x315cm, aperture 7cm elastic	

## EXTREMITY DRAPE



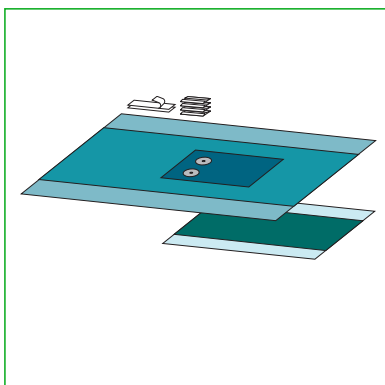
Ref. no sterile	Ref. no non-sterile	Description	RET/TRP
<b>60214</b>	70214	Extremity drape 200/300x320cm, aperture 7cm elastic	8/16

## EXTREMITY SET, BILATERAL FOOT

5/10 **60300**

Ref. no non-sterile	Qty	Description
-	4	cellulose towel 18x25cm
911500	2	op-tape 9x49cm
70311	1	bilateral foot drape 200x300cm, apertures 3,5cm elastic
95190	1	reinforced table cover 150x190cm, 75x190cm absorbent

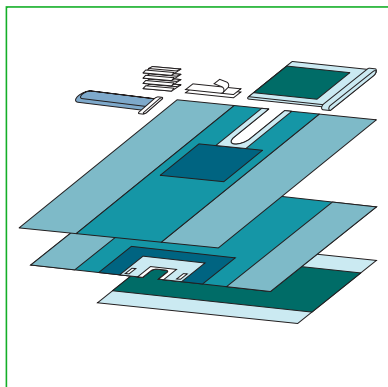
## EXTREMITY SET, BILATERAL LEG

5/10 **60301**

Ref. no non-sterile	Qty	Description
-	4	cellulose towel 18x25cm
911500	2	op-tape 9x49cm
70313	1	bilateral leg drape 200x300cm, apertures 7cm elastic
95190	1	reinforced table cover 150x190cm, 75x190cm absorbent

## SHOULDER SET

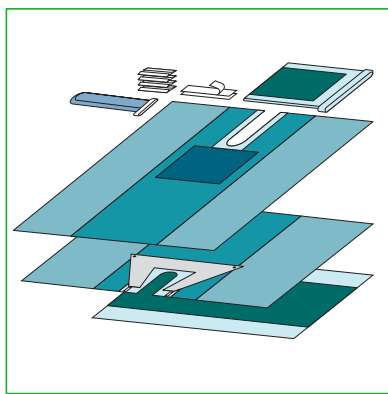
4/8 60001



Ref. no non-sterile	Qty	Description
996109	1	reinforced mayo stand cover 79x145cm, 65x85cm absorbent
-	4	cellulose towel 18x25cm
70007	1	lower shoulder split sheet 230x295cm, split 10x70cm
946111	1	stockinet, S, 22x75cm
911500	2	op-tape 9x49cm
70005	1	upper shoulder split sheet 240x170cm, split 15x45cm
95190	1	reinforced table cover 150x190cm, 75x190cm absorbent

## SHOULDER SET W/POUCH

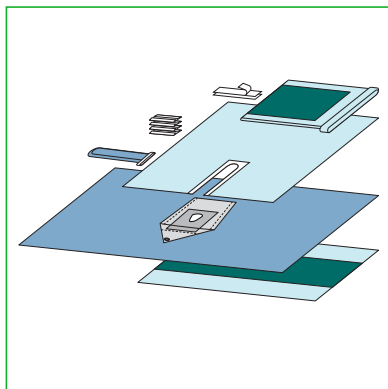
4/8 60002



Ref. no non-sterile	Qty	Description
996109	1	reinforced mayo stand cover 79x145cm, 65x85cm absorbent
-	4	cellulose towel 18x25cm
70007	1	lower shoulder split sheet 230x295cm, split 10x70cm
946111	1	stockinet, S, 22x75cm
911500	2	op-tape 9x49cm
70006	1	upper shoulder split sheet w/pouch 240x170cm, split 15x45cm
95190	1	reinforced table cover 150x190cm, 75x190cm absorbent

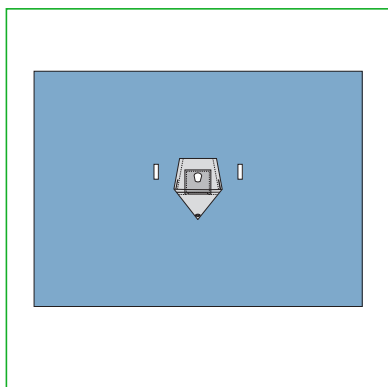
## SHOULDER SET

4/8 60003



Ref. no non-sterile	Qty	Description
996109	1	reinforced mayo stand cover 79x145cm, 65x85cm absorbent
-	4	cellulose towel 18x25cm
9475	1	split sheet (plastic) 150x193cm, split 15x61cm
946111	1	stockinet, S, 22x75cm
911500	2	op-tape 9x49cm
70004	1	beach chair shoulder drape 400x220cm, aperture 10x10cm elastic
95190	1	reinforced table cover 150x190cm, 75x190cm absorbent

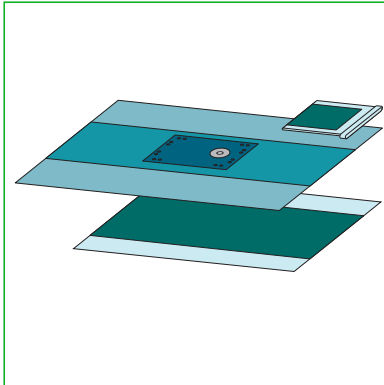
## BEACH CHAIR SHOULDER DRAPE



Ref. no sterile	Ref. no non-sterile	Description	RET/TRP
60004	70004	Beach chair shoulder drape 400x220cm, aperture 10x10cm elastic, wrapped	5/10

## HAND / FOOT SET


7/14 60303



Ref. no non-sterile	Qty	Description
996109	1	reinforced mayo stand cover 79x145cm, 65x85cm absorbent
70309	1	hand/foot drape 230x315cm, aperture 3,5cm elastic
95190	1	reinforced table cover 150x190cm, 75x190cm absorbent

## HAND SET

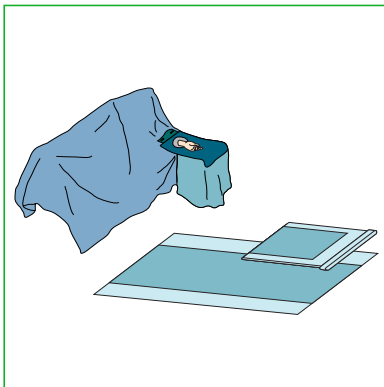
6/12 60305



Ref. no non-sterile	Qty	Description
70310	1	hand drape 150/370x280cm, aperture 3,5cm elastic
90190	1	table cover 150x190cm, 75x190cm absorbent

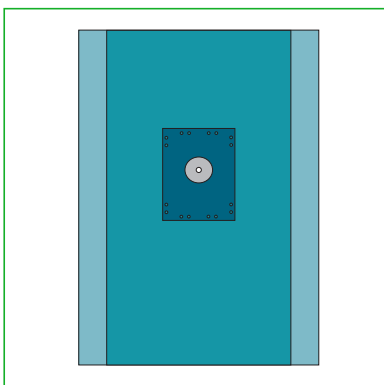
## HAND SET

5/10 60306



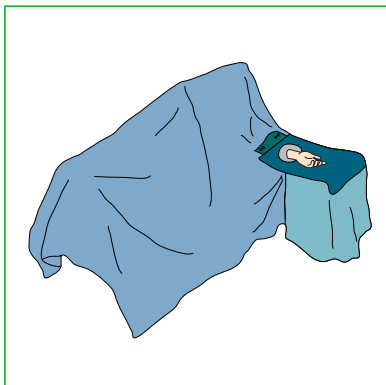
Ref. no non-sterile	Qty	Description
996106	1	mayo stand cover 79x145cm
70310	1	hand drape 150/370x280cm, aperture 3,5cm elastic
90190	1	table cover 150x190cm, 75x190cm absorbent

## HAND/FOOT DRAPE



Ref. no sterile	Ref. no non-sterile	Description	RET/TRP
60308	70308	Hand/foot drape 150x180cm, aperture 3,5cm elastic	13/52
60309	70309	Hand/foot drape 230x315cm, aperture 3,5cm elastic	11/22

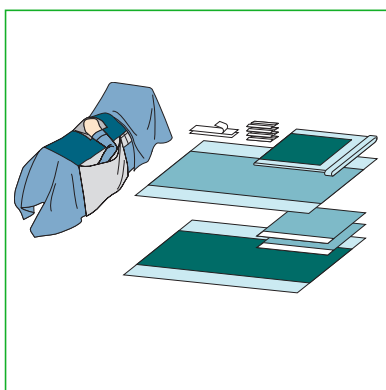
## HAND DRAPE



Ref. no sterile	Ref. no non-sterile	Description	RET/TRP
<b>60310</b>	70310	Hand drape 150/370x280cm, aperture 3,5cm elastic	7/14
-	70312	Hand drape 150/270x280cm, aperture 3,5cm elastic	-

## HIP SET W/DISLOCATION BAGS

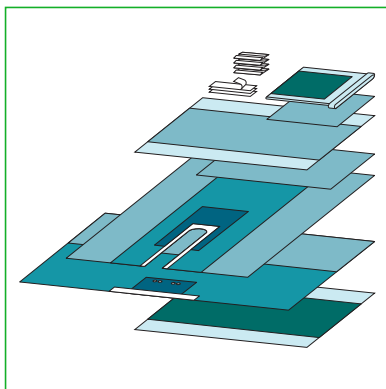
3/6 60602



Ref. no non-sterile	Qty	Description
996109	1	reinforced mayo stand cover 79x145cm, 65x85cm absorbent
-	4	cellulose towel 18x25cm
90190	1	table cover 150x190cm, 75x190cm absorbent
910598	2	adhesive op-towel 75x75cm
946112	1	stockinet, L, 32x120cm
911500	2	op-tape 9x49cm
70601	1	hip drape w/dislocation bags 220/300x340cm, aperture 18x22cm elastic
95190	1	reinforced table cover 150x190cm, 75x190cm absorbent

## HIP SET

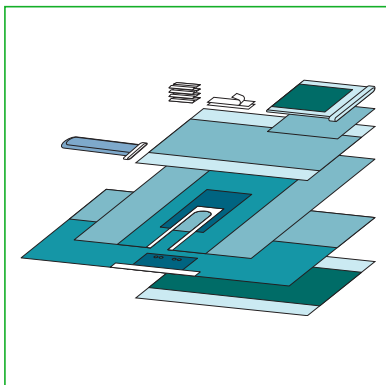
4/8 60604



Ref. no non-sterile	Qty	Description
996109	1	reinforced mayo stand cover 79x145cm, 65x85cm absorbent
-	4	cellulose towel 18x25cm
968005	1	op-towel 75x90cm
90190	1	table cover 150x190cm, 75x190cm absorbent
910184	1	op-sheet 90x150cm
911500	3	op-tape 9x49cm
70504	1	split sheet 200x260cm, split 20x102cm
76410	1	adhesive op-sheet 300x175cm
95190	1	reinforced table cover 150x190cm, 75x190cm absorbent

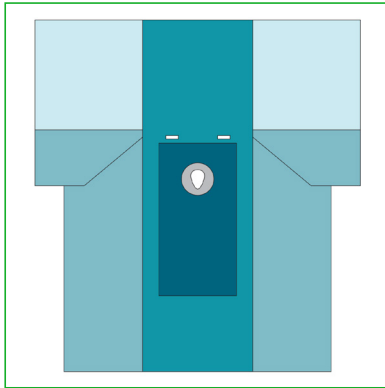
## HIP SET

4/8 60608



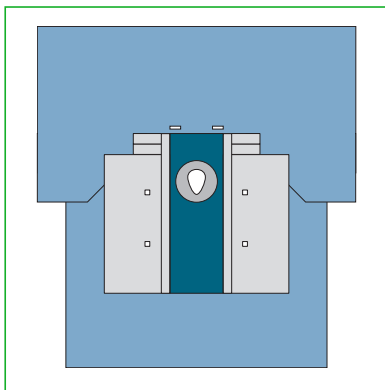
Ref. no non-sterile	Qty	Description
996109	1	reinforced mayo stand cover 79x145cm, 65x85cm absorbent
-	4	cellulose towel 18x25cm
968005	1	op-towel 75x90cm
90190	1	table cover 150x190cm, 75x190cm absorbent
946112	1	stockinet, L, 32x120cm
911500	2	op-tape 9x49cm
70504	1	split sheet 200x260cm, split 20x102cm
76410	1	adhesive op-sheet 300x175cm
95190	1	reinforced table cover 150x190cm, 75x190cm absorbent

## HIP DRAPE



Ref. no sterile	Ref. no non-sterile	Description	RET/TRP
<b>60600</b>	70600	Hip drape 230/300x330cm, aperture 18x22cm elastic	7/14

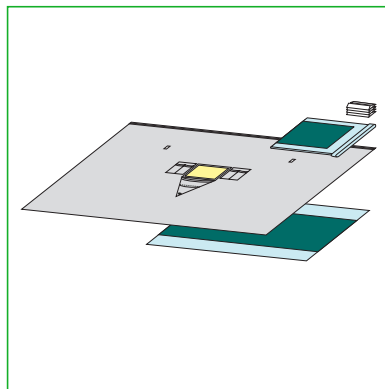
## HIP DRAPE W/DISLOCATION BAGS



Ref. no sterile	Ref. no non-sterile	Description	RET/TRP
<b>60601</b>	70601	Hip drape w/dislocation bags 220/300x340cm, aperture 18x22cm elastic, wrapped	4/8

## VERTICAL ISOLATION SET

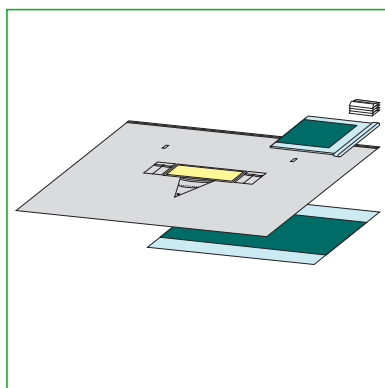
5/10 903016



Ref. no non-sterile	Qty	Description
996109	1	reinforced mayo stand cover 79x145cm, 65x85cm absorbent
-	4	cellulose towel 18x25cm
815301	1	vertical isolation drape 330x240cm, incise area 40x30cm
95190	1	reinforced table cover 150x190cm, 75x190cm absorbent

## VERTICAL ISOLATION SET

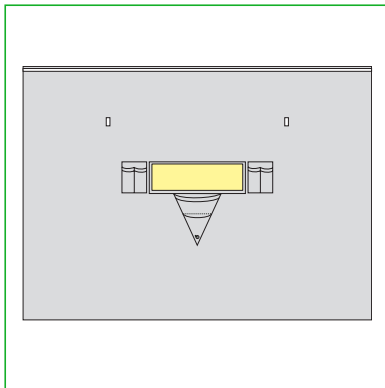
6/12 903026



Ref. no non-sterile	Qty	Description
996109	1	reinforced mayo stand cover 79x145cm, 65x85cm absorbent
-	4	cellulose towel 18x25cm
815300	1	vertical isolation drape 330x240cm, incise area 86x25cm
95190	1	reinforced table cover 150x190cm, 75x190cm absorbent

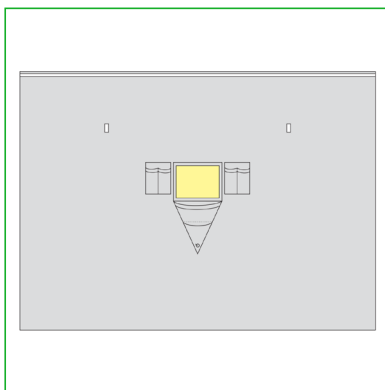


## VERTICAL ISOLATION DRAPE



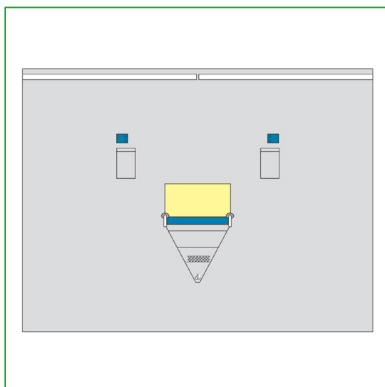
Ref. no sterile	Ref. no non-sterile	Description	RET/TRP
<b>826010</b>	815300	Vertical isolation drape 330x240cm, incise area 86x25cm	7/14

## VERTICAL ISOLATION DRAPE



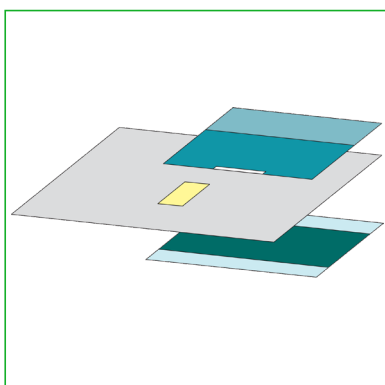
Ref. no sterile	Ref. no non-sterile	Description	RET/TRP
<b>826020</b>	815301	Vertical isolation drape 330x240cm, incise area 40x30cm	8/16

## VERTICAL ISOLATION DRAPE




Ref. no sterile	Ref. no non-sterile	Description	RET/TRP
<b>80000527</b>	80008032	Vertical isolation drape 320x240cm, incise area 60x30cm	8/16

## SPINAL SET

6/12 **80005471**

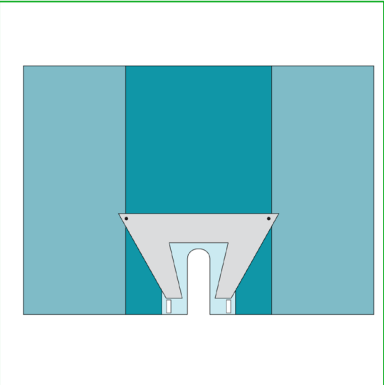
Ref. no non-sterile	Qty	Description
967774	1	adhesive op-sheet 175x150cm
80008030	1	spinal drape 240x320cm, incise area 30x60cm
95190	1	reinforced table cover 150x190cm, 75x190cm absorbent

**UPPER SHOULDER SPLIT SHEET**



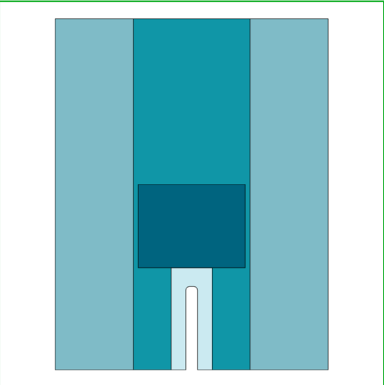
Ref. no sterile	Ref. no non-sterile	Description	RET/TRP
-	70005	Upper shoulder split sheet 240x170cm, split 15x45cm	

**UPPER SHOULDER SPLIT SHEET W/POUCH**



Ref. no sterile	Ref. no non-sterile	Description	RET/TRP
-	70006	Upper shoulder split sheet w/pouch 240x170cm, split 15x45cm	

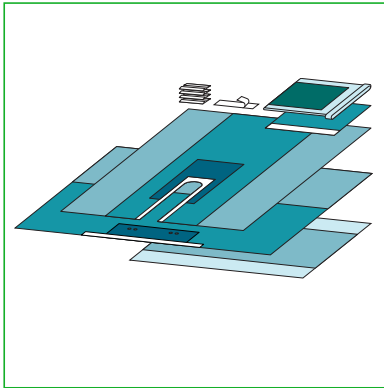
**LOWER SHOULDER SPLIT SHEET**



Ref. no sterile	Ref. no non-sterile	Description	RET/TRP
-	70007	Lower shoulder split sheet 230x295cm, split 10x70cm	

## SPLIT SHEET SET

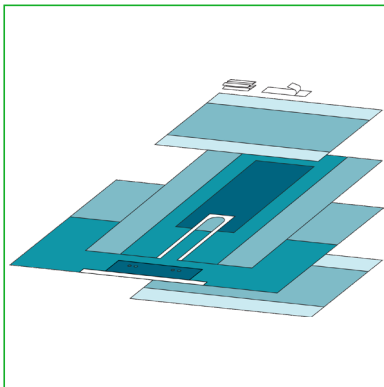
5/10 60620



Ref. no non-sterile	Qty	Description
996109	1	reinforced mayo stand cover 79x145cm, 65x85cm absorbent
-	4	cellulose towel 18x25cm
911500	1	op-tape 9x49cm
930200	1	adhesive towel 90x75cm
70504	1	split sheet 200x260cm, split 20x102cm
76409	1	adhesive op-sheet 240x175cm
90190	1	table cover 150x190cm, 75x190cm absorbent

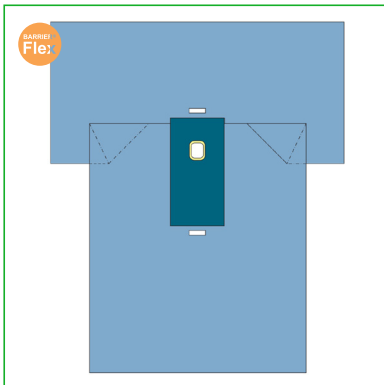
## VARICOSE VEIN SET

6/12 61400



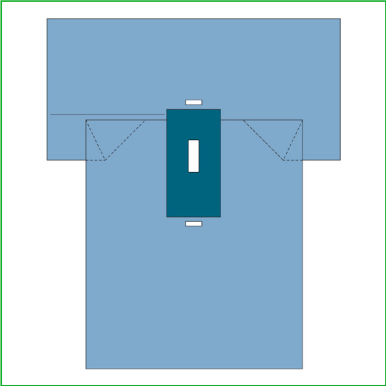
Ref. no non-sterile	Qty	Description
-	2	cellulose towel 18x25cm
90100	1	table cover 100x150cm
911500	1	op-tape 9x49cm
70512	1	split sheet 200x260cm, split 20x102cm, patch 70x160cm
76409	1	adhesive op-sheet 240x175cm
90190	1	table cover 150x190cm, 75x190cm absorbent

## PAEDIATRIC DRAPE



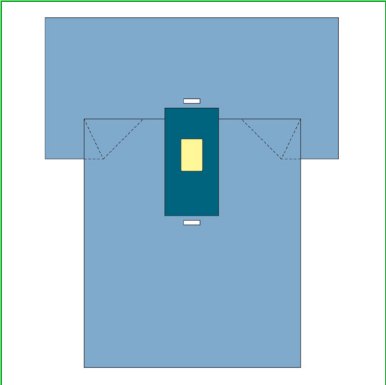
Ref. no sterile	Ref. no non-sterile	Description	RET/TRP
61310	71310	Paediatric drape 200/270x320cm, ap.10x14cm	9/18

LAPAROTOMY DRAPE




Ref. no sterile	Ref. no non-sterile	Description	RET/TRP
61320	71320	Laparotomy drape 200/270x320, ap. 10x30cm	9/18

LAPAROTOMY DRAPE



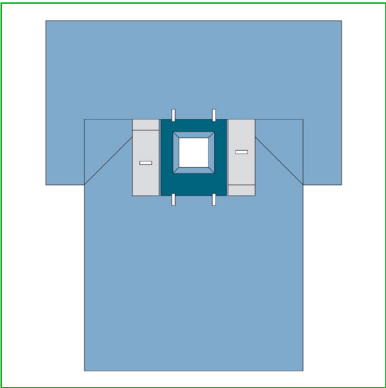
Ref. no sterile	Ref. no non-sterile	Description	RET/TRP
61330	71330	Laparotomy drape 200/270x320, incise area. 23x36cm	8/16

LAPAROTOMY DRAPE



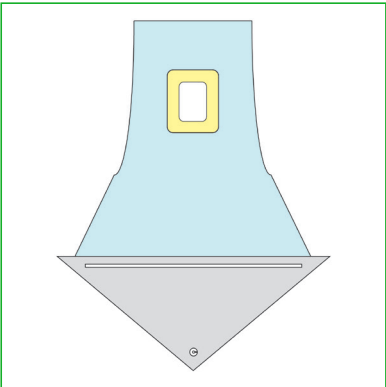
Ref. no sterile	Ref. no non-sterile	Description	RET/TRP
825000	980250	Laparotomy drape 200x315cm, 11x22cm, patch 70x70cm	12/24

LAPAROTOMY DRAPE W/POUCHES



Ref. no sterile	Ref. no non-sterile	Description	RET/TRP
-	71369	Laparotomy drape w/pouches 200/270x320cm, variable aperture 30x30cm	

PERINEAL DRAPE

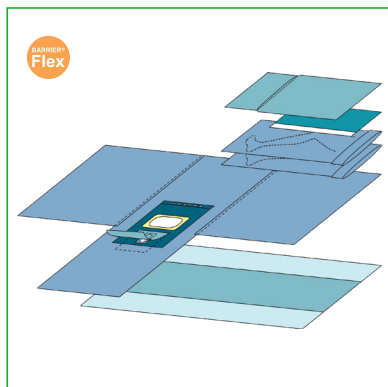


Ref. no sterile	Ref. no non-sterile	Description	RET/TRP
-	988522	Perineal drape 50x84cm w/pouch, adh. ap. 7x10cm	



## LAPAROSCOPY SET

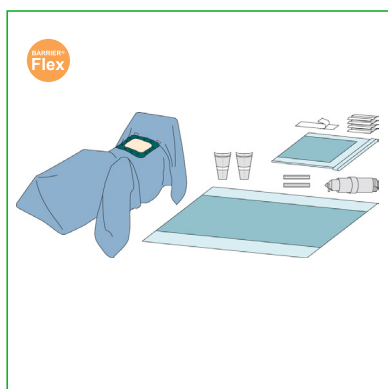
5/10 61040



Ref. no non-sterile	Qty	Description
972890	1	under buttocks drape 75x100cm
947063	1	adhesive towel 75x50cm
9855	2	XL lithotomy leggings 75x150cm
71040	1	gynaecology drape abdo-perineal 75/250x245cm, adh. ap. 25x18cm, ap. 6x15cm
90210	1	table cover 150x210cm, 75x210cm absorbent

## LAPAROSCOPY SET BARIATRIC

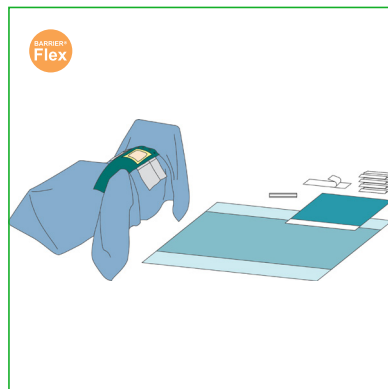
4/8 61450



Ref. no non-sterile	Qty	Description
996106	1	Mayo stand cover 79x145cm, 65x85cm absorbent
-	4	cellulose towel 18x25
911500	1	op-tape 9x49cm
824098	2	tube holder velcro 2,5x30cm
815332	1	camera drape perf. tip 14x250cm
975880	2	instrument bag 25x40cm
70550	1	laparoscopy drape w. leggings 280/230/270x335cm, adh. ap. 32x42cm
90190	1	table cover 150x190cm, 75x190cm absorbent

## LAPAROSCOPY SET ABDO-PERINEAL

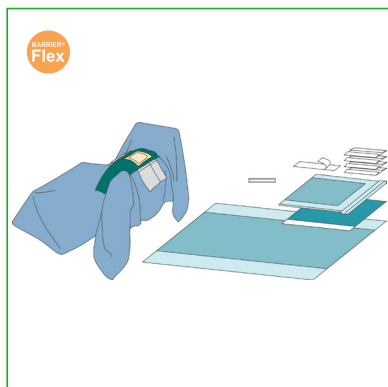
5/10 694240



Ref. no non-sterile	Qty	Description
-	4	cellulose towel 18x25cm
911500	1	op-tape 9x49cm
824098	1	tube holder velcro 2,5x30cm
910598	1	adhesive towel 75x75cm
944200	1	laparoscopy drape abdo-perineal 250/175/270x260cm, adh. ap. 25x30cm, ap. 13x24cm
90190	1	table cover 150x190cm, 75x190cm absorbent

## LAPAROSCOPY SET ABDO-PERINEAL

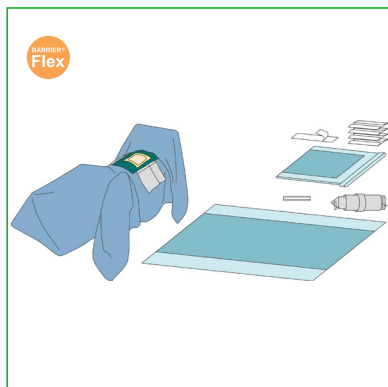
4/8 694241



Ref. no non-sterile	Qty	Description
996106	1	mayo stand cover 79x145cm, 65x85cm absorbent
-	4	cellulose towel 18x25cm
911500	1	op-tape 9x49cm
824098	1	tube holder velcro 2,5x30cm
910598	1	adhesive towel 75x75cm
944200	1	laparoscopy drape abdo-perineal 250/175/270x260cm, adh. ap. 25x30cm, ap. 13x24cm
90190	1	table cover 150x190cm, 75x190cm absorbent

## LAPAROSCOPY SET WITH LEGGINGS

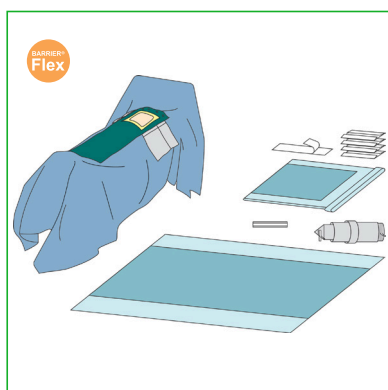
4/8 694245



Ref. no non-sterile	Qty	Description
996106	1	mayo stand cover 79x145cm, 65x85cm absorbent
-	4	cellulose towel 18x25cm
911500	1	op-tape 9x49cm
824098	1	tube holder velcro 2,5x30cm
815332	1	camera drape perforated tip 14x250cm
944205	1	laparoscopy drape w. leggings 250/175/270x260cm, adh. aperture 25x30cm
90190	1	table cover 150x190cm, 75x190cm absorbent

## LAPAROSCOPY SET

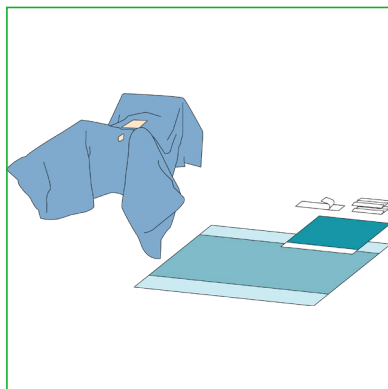
5/10 694265



Ref. no non-sterile	Qty	Description
996106	1	mayo stand cover 79x145cm, 65x85cm absorbent
-	4	cellulose towel 18x25cm
911500	1	op-tape 9x49cm
824098	1	tube holder velcro 2,5x30cm
815332	1	camera drape perforated tip 14x250cm
954225	1	laparoscopy drape 175/250x360cm, adh. aperture 25x30cm
90190	1	table cover 150x190cm, 75x190cm absorbent

## GYN / LAPAROSCOPY SET

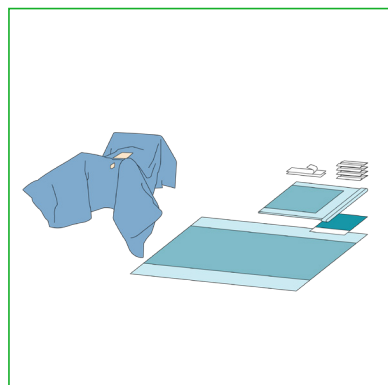
5/10 696600



Ref. no non-sterile	Qty	Description
-	2	cellulose towel 18x25cm
911500	1	op-tape 9x49cm
910598	1	adhesive towel 75x75cm
956966	1	laparoscopy drape abdo-perineal 250/270x270cm, adh. ap. 26x20cm, ap. 9x13 cm (small adhesive under ap.)
90190	1	table cover 150x190cm, 75x190cm absorbent

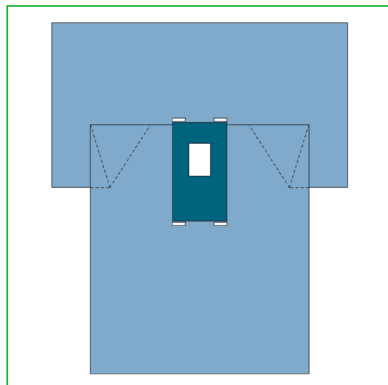
## GYN / LAPAROSCOPY SET

5/10 903020



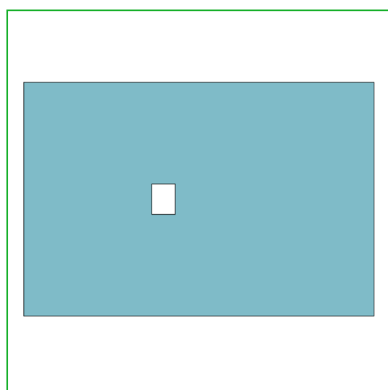
Ref. no non-sterile	Qty	Description
996106	1	mayo stand cover 79x145cm, 65x85cm absorbent
-	4	cellulose towel 18x25cm
911500	2	op-tape 9x49cm
947064	1	adhesive towel 50x50cm
956966	1	laparoscopy drape abdo-perineal 250/270x270cm, adh. ap. 26x20cm, ap. 9x13 cm (small adhesive under ap.)
90190	1	table cover 150x190cm, 75x190cm absorbent

## LAPAROSCOPY DRAPE



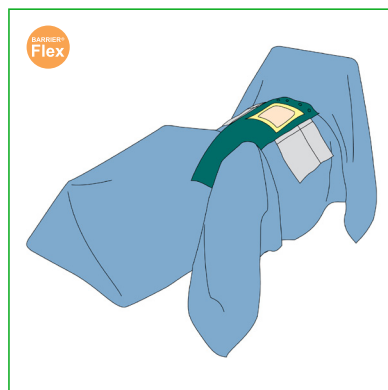
Ref. no sterile	Ref. no non-sterile	Description	RET/TRP
<b>61360</b>	71360	Laparoscopy drape 200/270x320cm, ap. 20x30cm	10/20

## LAPAROSCOPY DRAPE



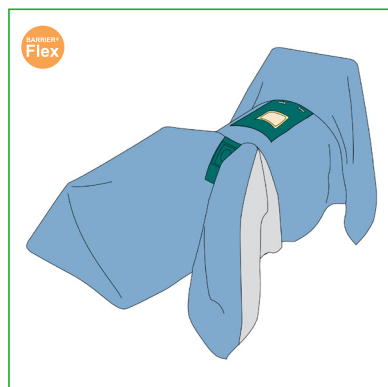
Ref. no sterile	Ref. no non-sterile	Description	RET/TRP
<b>903005</b>	900078	Laparoscopy drape 200x300cm, 26x20cm	12/24

## LAPAROSCOPY DRAPE ABDO-PERINEAL



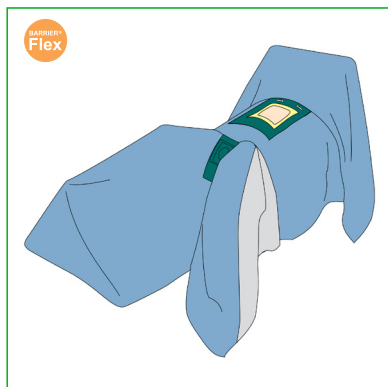
Ref. no sterile	Ref. no non-sterile	Description	RET/TRP
-	944200	Laparoscopy drape abdo-perineal 250/175/270x260cm, adh. apertures 25x30cm and 13x24cm	

## LAPAROSCOPY DRAPE ABDO PERINEAL



Ref. no sterile	Ref. no non-sterile	Description	RET/TRP
-	956967	Laparoscopy drape abdo perineal 250/200/300x285cm, adh. ap. 25x18cm and adh. ap. 10x13cm (flap to cover perineal area) Integrated, transparent leggings	

## LAPAROSCOPY DRAPE ABDO-PERINEAL



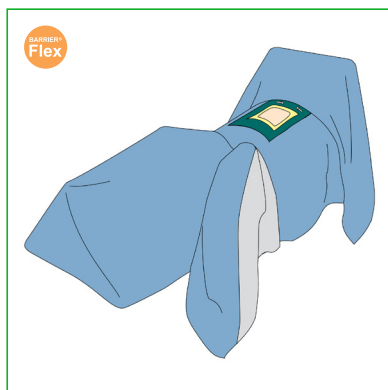
Ref. no sterile	Ref. no non-sterile	Description	RET/TRP
-	944201	Laparoscopy drape abdo-perineal 250/200/300x285cm, adh. ap. 28x30cm and adh. ap. 10x13cm (flap to cover perineal area) Integrated, transparent leggings	
-	944216	Laparoscopy drape abdo-perineal 300/200/300x375cm, adh. ap. 34x35cm and adh. ap. 10x13cm (flap to cover perineal area) Integrated, transparent leggings Transparent anaesthesia screen	

## LAPAROSCOPY DRAPE WITH LEGGINGS



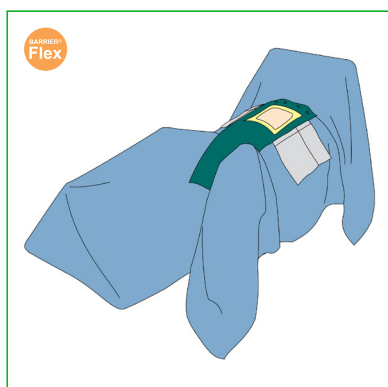
Ref. no sterile	Ref. no non-sterile	Description	RET/TRP
-	944205	Laparoscopy drape w. leggings 250/175/270x260cm, adh. aperture 25x30cm	

## LAPAROSCOPY DRAPE WITH TRANSPARENT LEGGINGS



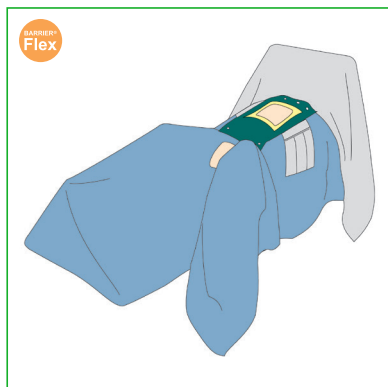
Ref. no sterile	Ref. no non-sterile	Description	RET/TRP
-	944206	Laparoscopy drape w. leggings 250/200/300x285cm, adh. ap. 28x30cm	

## LAPAROSCOPY DRAPE ABDO-PERINEAL



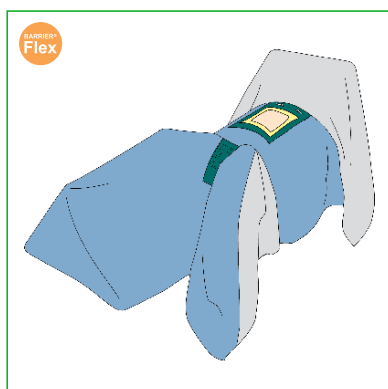
Ref. no sterile	Ref. no non-sterile	Description	RET/TRP
-	944210	Laparoscopy drape abdo-perineal 300/200/270x295cm, adh. ap. 25x30cm, ap. 13x24cm	

## LAPAROSCOPY DRAPE ABDO-PERINEAL




Ref. no sterile	Ref. no non-sterile	Description	RET/TRP
-	944215	Laparoscopy drape abdo-perineal 300/200/270x355cm, adh. ap. 25x30cm and ap. 15x24cm, transp. anaesthesia screen	

## LAPAROSCOPY DRAPE ABDO-PERINEAL



Ref. no sterile	Ref. no non-sterile	Description	RET/TRP
-	944216	Laparoscopy drape abdo-perineal 300/200/300x375cm, adh. ap. 34x35cm and ap. 10x13cm, transp. anaesthesia screen and leggings	

## LAPAROSCOPY DRAPE ABDO-PERINEAL



Ref. no sterile	Ref. no non-sterile	Description	RET/TRP
-	954966	Laparoscopy drape abdo-perineal 250/270x270cm, adhesive aperture 26x20cm, aperture 9x13cm (small adhesive under aperture)	

## LAPAROSCOPY DRAPE



Ref. no sterile	Ref. no non-sterile	Description	RET/TRP
-	954225	Laparoscopy drape 175/250x360cm, adh. aperture 25x30cm	



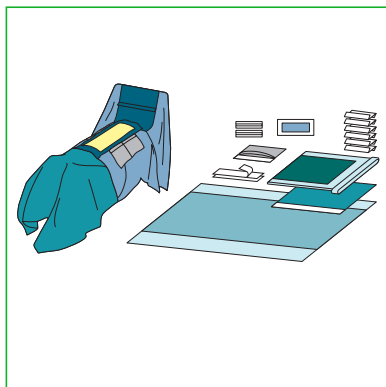
**LAPAROSCOPY DRAPE**



Ref. no sterile	Ref. no non-sterile	Description	RET/TRP
-	954226	Laparoscopy drape 200/250x365cm, adh. ap. 28x30cm	

## ACUTE THORACIC SET

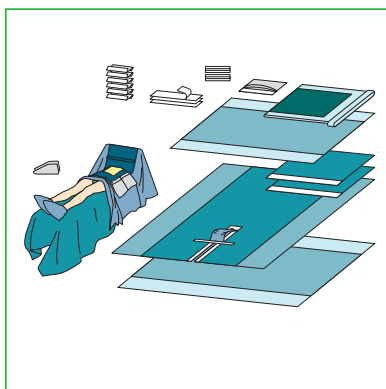
3/6 669600



Ref. no non-sterile	Qty	Description
996109	1	reinforced mayo stand cover 79x145cm, 65x85cm absorbent
-	1	perineal cover 20x42cm
-	6	cellulose towel 18x25cm
824098	2	tube holder velcro 2,5x30cm
910598	1	adhesive towel 75x75cm
-	1	suction- and diathermia bag 33x38cm
911500	2	op-tape 9x49cm
966960	1	acute thoracic drape 200/300x350cm, incise area 37x65cm
90240	1	table cover 150x240cm, 75x240cm absorbent

## CARDIOVASCULAR SET

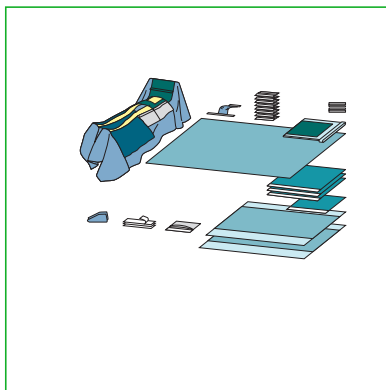
3/6 694640



Ref. no non-sterile	Qty	Description
996109	1	reinforced mayo stand cover 79x145cm, 65x85cm absorbent
-	6	cellulose towel 18x25cm
90190	1	table cover 150x190cm, 75x190cm absorbent
-	1	defibrillator bag 33x38cm
824098	2	tube holder velcro 2,5x30cm
911500	3	op-tape 9x49cm
941005	2	foot cover, green, 36x28cm
991005	2	feet socks transparent
910598	2	adhesive towel 75x75cm
988795	1	lower vascular drape 200x260cm, split 20x102cm
966946	1	thoracic drape 200/300x330cm, incise area 32x40cm
90240	1	table cover 150x240cm, 75x240cm absorbent

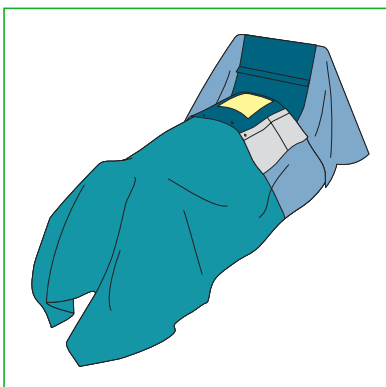
## CARDIOVASCULAR SET

3/6 694700



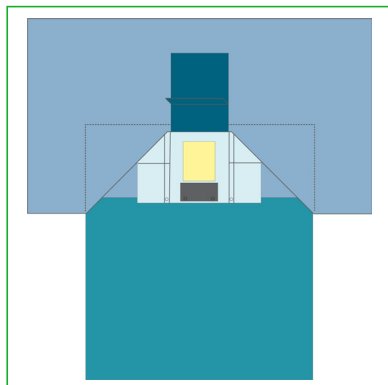
Ref. no non-sterile	Qty	Description
996109	1	reinforced mayo stand cover 79x145cm, 65x85cm absorbent
-	8	cellulose towel 18x25cm
824098	2	tube holder velcro 2.5x30cm
911500	3	op-tape 9x49cm
968088	1	table cover 200x280cm, absorbent
90190	1	table cover 150x190cm, 75x190cm absorbent
941005	2	foot cover, green, 36x28cm
978001	1	perineal cover, 20cm/47x55cm
910598	1	adhesive towel 75x75cm
927069	3	adhesive towel, 100x100cm
-	1	defibrillator bag, 38x33cm
969476	1	cardiovascular drape, 200/300x350cm, incise 32x40 cm (1), incise 17x107cm (2), patched with pouches
90240	1	table cover 150x240cm, 75x240cm absorbent

## THORACIC DRAPE



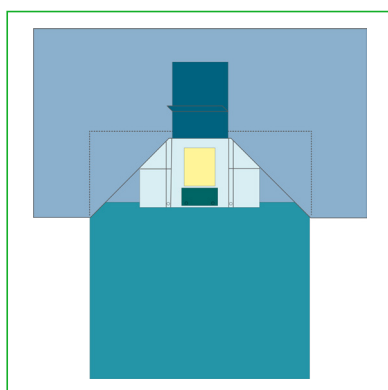
Ref. no sterile	Ref. no non-sterile	Description	RET/TRP
824600	966946	Thoracic drape 200/300x330cm, incise area 32x40cm	7/14

## THORACIC DRAPE



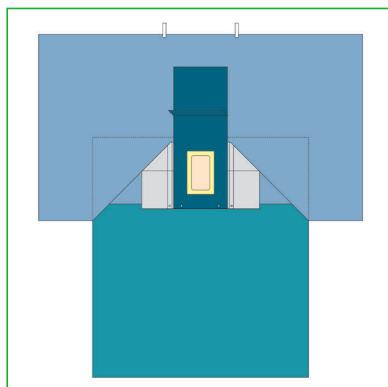
Ref. no sterile	Ref. no non-sterile	Description	RET/TRP
-	966948	Thoracic drape 175/350x350cm incise area 32x40 cm	

## THORACIC DRAPE



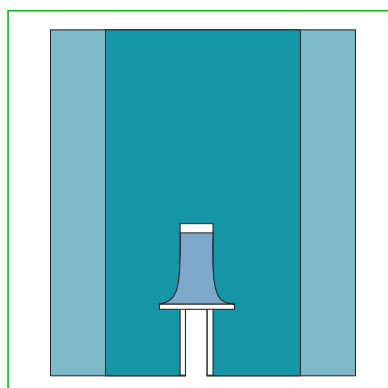
Ref. no sterile	Ref. no non-sterile	Description	RET/TRP
-	966949	Thoracic drape 175/300x350cm, incise area 32x40cm	

## THORACIC DRAPE



Ref. no sterile	Ref. no non-sterile	Description	RET/TRP
-	966950	Thoracic drape 200/300x330cm apertured incise 17x32cm	

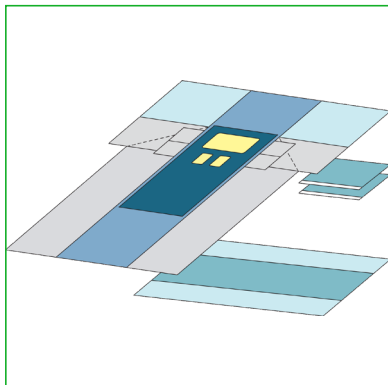
## LOWER VASCULAR DRAPE



Ref. no sterile	Ref. no non-sterile	Description	RET/TRP
<b>824700</b>	988795	Lower vascular drape 200x260cm, split 20x102cm	12/24

## HYBRID CARDIOVASCULAR DRAPE

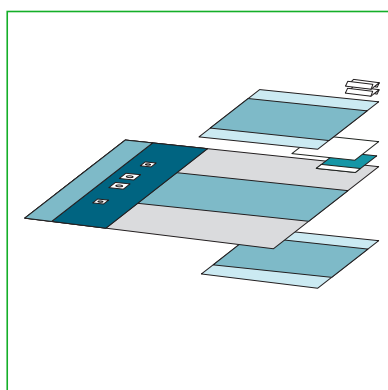
4/8 61800



Ref. no non-sterile	Qty	Description
71800	1	hybrid cardiovascular drape 240/300x450cm, incise area 60x40cm and 15x27cm (2), 2 pcs adhesive towel 75x75cm
90190	1	table cover 150x190cm, 75x190cm absorbent

## RADIAL ANGIOGRAPHY SET

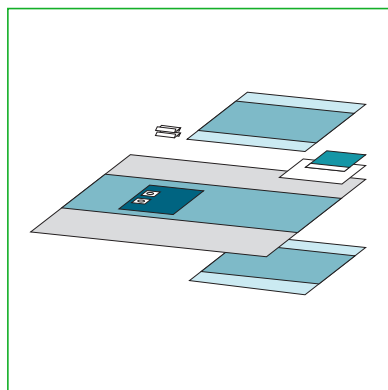
4/8 698260



Ref. no non-sterile	Qty	Description
90150	1	table cover 150x150cm, 75x150cm absorbent
-	2	cellulose towel 18x25cm
923720	1	absorbent towel 75x100cm
947064	1	adhesive towel 50x50cm
958284	1	angiography drape 240x330cm, apertures 5x7cm (2) and 7x9cm (2)
90150	1	table cover 150x150cm, 75x150cm absorbent

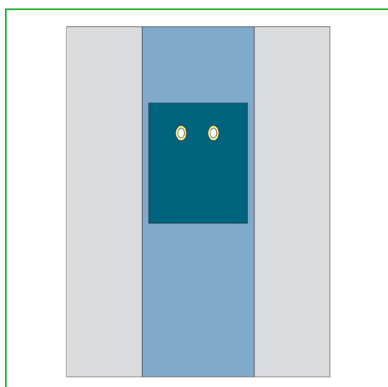
## ANGIOGRAPHY SET

6/12 904730



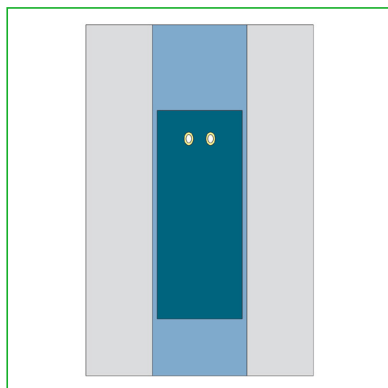
Ref. no non-sterile	Qty	Description
-	2	cellulose towel 18x25cm
90100	1	table cover 100x150cm, 75x150 absorbent
923720	1	absorbent towel 75x100cm
947064	1	adhesive towel 50x50cm
904706	1	angiography drape 240x370cm, patch 70x70cm, 2 apertures 7x10cm
90150	1	table cover 150x150cm, 75x150cm absorbent

## ANGIOGRAPHY DRAPE



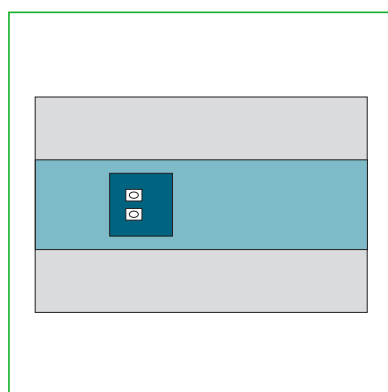
Ref. no sterile	Ref. no non-sterile	Description	RET/TRP
65210	751210	Angiography drape 240x320cm, Reinforcement 90x110cm, Apertures 6x9cm (2)	11/22

### ANGIOGRAPHY DRAPE



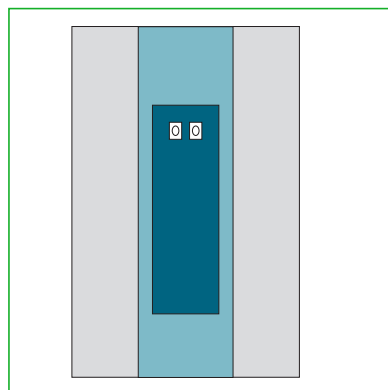
Ref. no sterile	Ref. no non-sterile	Description	RET/TRP
<b>65211</b>	75211	Angiography drape 240x370cm, Reinforcement 90x220cm, Apertures 6x9cm (2)	8/16
	75213	Angiography drape 240x370cm, Reinforcement 90x220cm, Apertures 6x9cm (2), lengthwise folding	

### ANGIOGRAPHY DRAPE




Ref. no sterile	Ref. no non-sterile	Description	RET/TRP
<b>828300</b>	958283	Angiography drape 240x370cm, patch 70x70cm, 2 apertures 7x10cm	9/18
-	904706	Angiography drape 240x370cm, patch 70x70cm, 2 apertures 7x10cm - length wise folding	

### ANGIOGRAPHY DRAPE



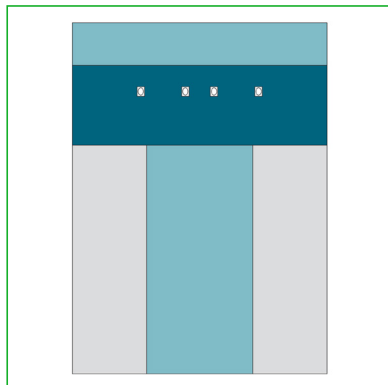
Ref. no sterile	Ref. no non-sterile	Description	RET/TRP
-	958291	Angiography drape 240x370cm, patch 70x220cm, 2 apertures 7x10cm	
-	904709	Angiography drape 240x370cm, patch 70x220cm, 2 apertures 7x10cm - length wise folding	

### BRACHIAL ANGIOGRAPHY DRAPE



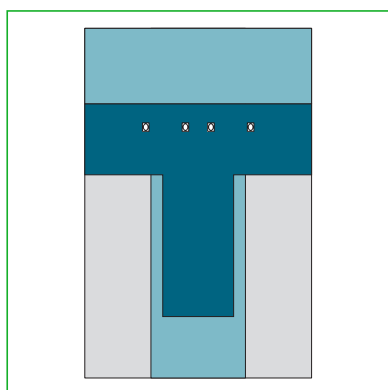
Ref. no sterile	Ref. no non-sterile	Description	RET/TRP
<b>65212</b>	75212	Brachial angiography drape 115x150cm, Reinforcement 70x70cm, Aperture 6cm	24/48

## RADIAL ANGIOGRAPHY DRAPE



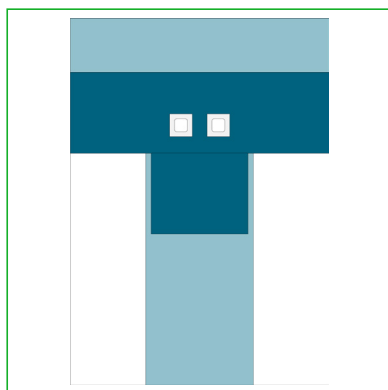
Ref. no sterile	Ref. no non-sterile	Description	RET/TRP
-	958284	Radial angiography drape 240x330cm, apertures 5x7cm (2) and 7x9cm (2)	

## RADIAL ANGIOGRAPHY DRAPE



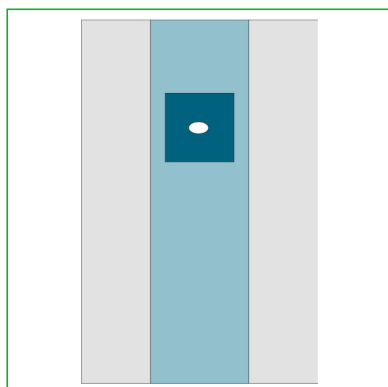
Ref. no sterile	Ref. no non-sterile	Description	RET/TRP
-	958290	Radial angiography drape 240x370cm, apertures 5x7cm (2) and 7x10cm (2)	
-	958289	Radial angiography drape 240x370cm, apertures 5x7cm (2) and 7x10cm (2), lengthwise folding	

## PACEMAKER DRAPE



Ref. no sterile	Ref. no non-sterile	Description	RET/TRP
-	958280	Pacemaker drape 240x335 cm, 2 apertures 12x12cm	

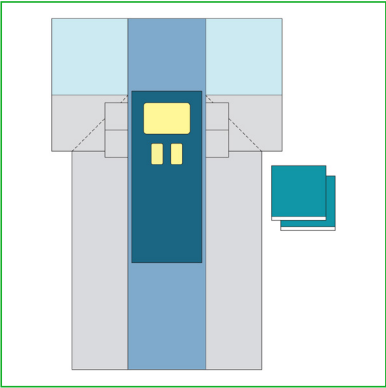
## PACEMAKER DRAPE



Ref. no sterile	Ref. no non-sterile	Description	RET/TRP
-	958288	Pacemaker drape 240x370 cm, aperture 12x20cm	
-	958287	Pacemaker drape 240x370 cm, aperture 15x15cm	



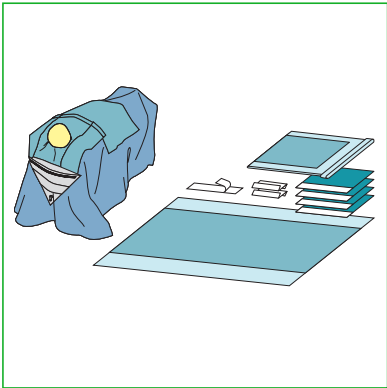
**HYBRID CARDIOVASCULAR DRAPE**



Ref. no sterile	Ref. no non-sterile	Description	RET/TRP
-	71800	Hybrid cardiovascular drape 240/300x450cm, incise area 60x40cm and 15x27cm (2), 2 adhesive towel 75x75cm	

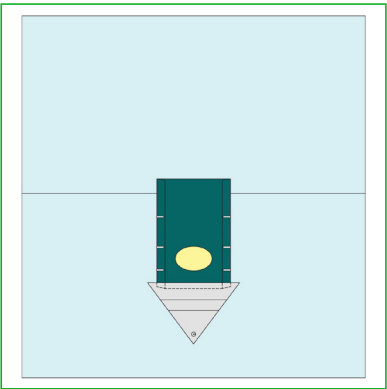
CRANIOTOMY SET

5/10 888142



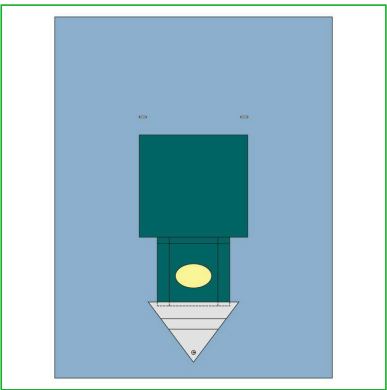
Ref. no non-sterile	Qty	Description
996106	1	mayo stand cover 79x145cm, 65x85cm absorbent
-	2	cellulose towel 18x25cm
911500	1	op-tape 9x49cm
947064	4	adhesive towel 50x50cm
965524	1	craniotomy drape 230x300cm, incise area 30x20cm
90190	1	table cover 150x190cm, 75x190cm absorbent

CRANIOTOMY DRAPE



Ref. no sterile	Ref. no non-sterile	Description	RET/TRP
888442	988442	Craniotomy drape 280x295cm, incise area 30x20cm	9/18

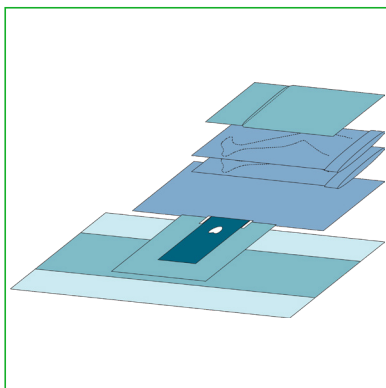
CRANIOTOMY DRAPE



Ref. no sterile	Ref. no non-sterile	Description	RET/TRP
	965524	Craniotomy drape 230x300cm, incise area 30x20cm	

## LITHOTOMY SET

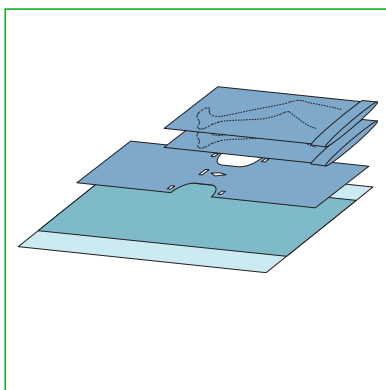
6/12 61010



Ref. no non-sterile	Qty	Description
972890	1	under buttocks drape 75x100cm
906109	2	lithotomy leggings 75x120cm
71000	1	lithotomy drape 75/150x170cm, adh. ap. 9x11cm
90190	1	table cover 150x190cm, 75x190cm absorbent

## GYN / CYSTOSCOPY SET

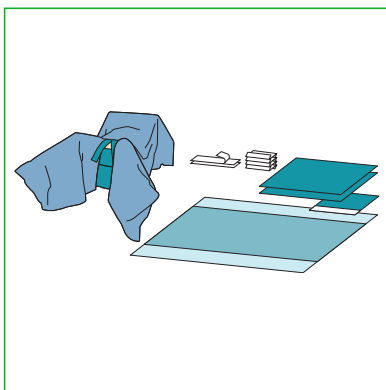
11/22 696110



Ref. no non-sterile	Qty	Description
906109	2	leggings 75x120cm
957961	1	aperture drape 75x175cm, aperture 9x15cm
90190	1	table cover 150x190cm, 75x190cm absorbent

## GYNAECOLOGY SET

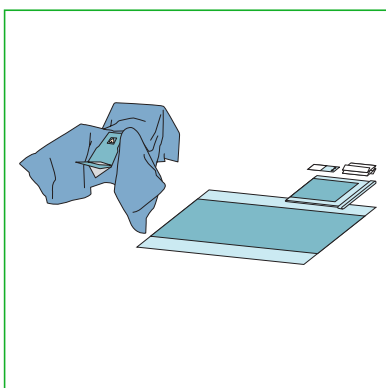
7/14 696700



Ref. no non-sterile	Qty	Description
-	4	cellulose towel 18x25cm
910519	2	op-towel 75x90cm
947064	1	adhesive towel 50x50cm
911500	2	op-tape 9x49cm
987762	1	lithotomy drape w/leggings 150x235cm
90190	1	table cover 150x190cm, 75x190cm absorbent

## GYNAECOLOGY SET

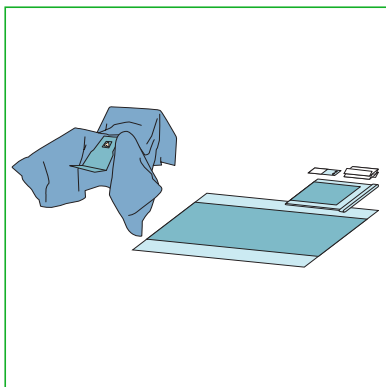
6/12 888112



Ref. no non-sterile	Qty	Description
996106	1	mayo stand cover 79x145cm, 65x85cm absorbent
-	2	cellulose towel 18x25cm
904762	1	tube holder 9x18cm
988520	1	gyn drape 60x116cm w/pouch, adh. ap. 8x11cm
965523	1	base drape w/leggings 200/270x215cm
90190	1	table cover 150x190cm, 75x190cm absorbent

## GYNAECOLOGY SET

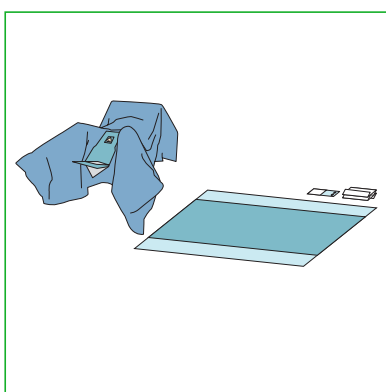
6/12 888113



Ref. no non-sterile	Qty	Description
996106	1	mayo stand cover 79x145cm, 65x85cm absorbent
-	2	cellulose towel 18x25cm
904762	1	tube holder 9x18cm
988521	1	gyn drape 60x116cm, adh. ap. 8x11cm
965523	1	base drape w/leggings 200/270x215cm
90190	1	table cover 150x190cm, 75x190cm absorbent

## GYNAECOLOGY SET

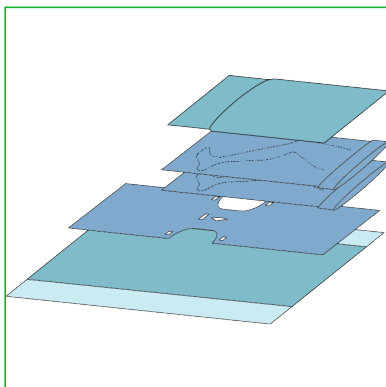
6/12 888212



Ref. no non-sterile	Qty	Description
-	2	cellulose towel 18x25cm
904762	1	tube holder 9x18cm
988520	1	gyn drape 60x116cm w/pouch, adh. ap. 8x11cm
965523	1	base drape w/leggings 200/270x215cm
90190	1	table cover 150x190cm, 75x190cm absorbent

## GYN / CYSTOSCOPY SET

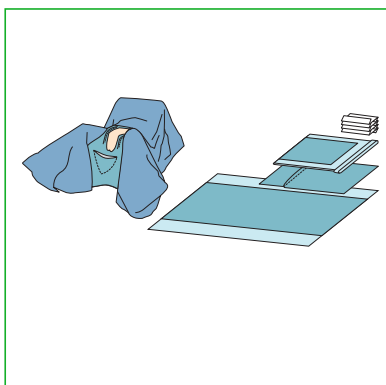
9/18 902496



Ref. no non-sterile	Qty	Description
972890	1	under buttocks drape 75x100cm
906109	2	leggings 75x120cm
904746	1	cystoscopy drape 75x175cm, aperture 9x15cm
90190	1	table cover 150x190cm, 75x190cm absorbent

## URO/GYNAECOLOGY SET

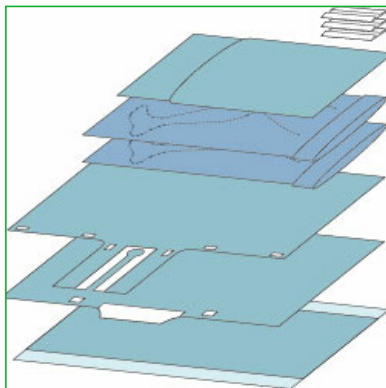
5/10 905020



Ref. no non-sterile	Qty	Description
996106	1	mayo stand cover 79x145cm, 65x85cm absorbent
972890	1	under buttocks drape 75x100cm
-	4	cellulose towel 18x25cm
990520	1	uro/gynaecology drape 200/355x295cm, adh. ap. 17/8x28cm
90190	1	table cover 150x190cm, 75x190cm absorbent

## GYNAECOLOGY SET

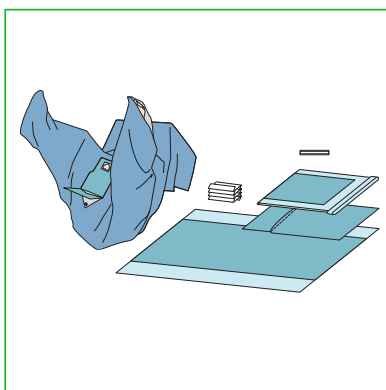
7/14 925982



Ref. no non-sterile	Qty	Description
-	3	cellulose towel 18x25cm
-	1	op-sheet 75x120cm
906109	2	leggings 75x120cm
900068	1	gyn-split sheet 140x150cm
900069	1	abdominal drape 115x150cm
90150	1	table cover 150x150cm, 75x150cm absorbent

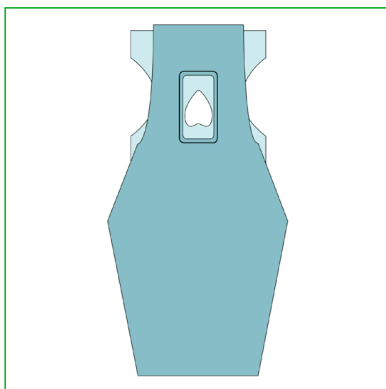
## GYNAECOLOGY SET

4/8 925984



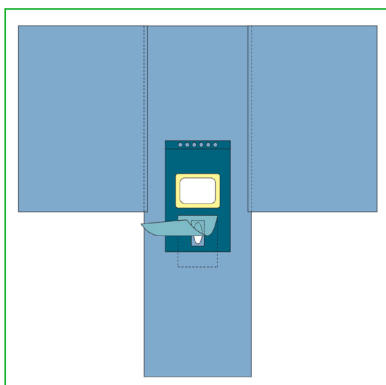
Ref. no non-sterile	Qty	Description
824098	1	tube holder velcro 2,5x30cm
996106	1	mayo stand cover 79x145cm, 65x85cm absorbent
-	4	cellulose towel 18x25cm
972890	1	under buttocks drape 75x100cm
950022	1	gyn-drape 200/270x280cm, adh. ap. 9x11cm
90190	1	table cover 150x190cm, 75x190cm absorbent

## GYNAECOLOGY DRAPE

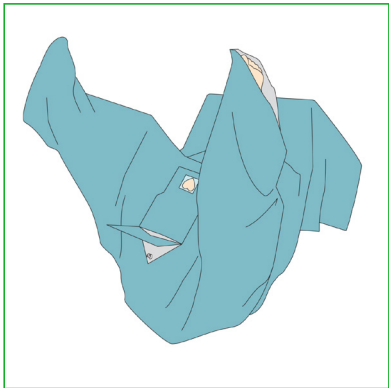


Ref. no sterile	Ref. no non-sterile	Description	RET/TRP
<b>888521</b>	988521	Gynaecology drape 60x116cm, adh. ap. 8x11cm	44/88
-	988520	Gynaecology drape 60x116cm w/pouch, adh. ap. 8x11cm	

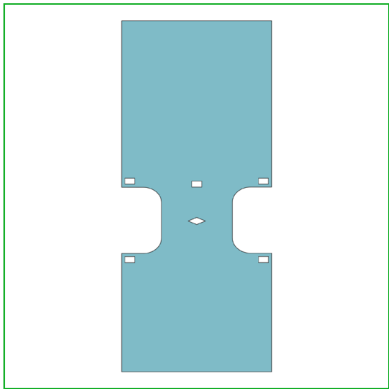
## GYNAECOLOGY DRAPE ABDO-PERINEAL



Ref. no sterile	Ref. no non-sterile	Description	RET/TRP
-	71040	Gynaecology drape abdo-perineal 75/250x245cm, adh. ap. 25x18cm, ap. 6x15cm	

**GYNAECOLOGY DRAPE**

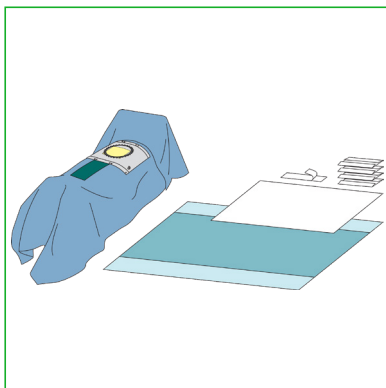
Ref. no sterile	Ref. no non-sterile	Description	RET/TRP
-	950022	Gynaecology drape 200/270x280cm, adh. ap. 9x11cm	

**CYSTOSCOPY DRAPE**

Ref. no sterile	Ref. no non-sterile	Description	RET/TRP
-	904746	Cystoscopy drape 75x175cm, aperture 9x15cm	

## C-SECTION SET

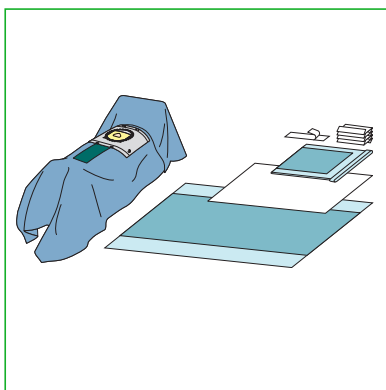
4/8 694110



Ref. no non-sterile	Qty	Description
-	4	cellulose towel 18x25cm
911500	1	op-tape 9x49cm
910433	1	baby wrap 90x120cm
969674	1	c-section drape 175/250x300cm, incise area 38x32cm
90190	1	table cover 150x190cm, 75x190cm absorbent

## C-SECTION SET

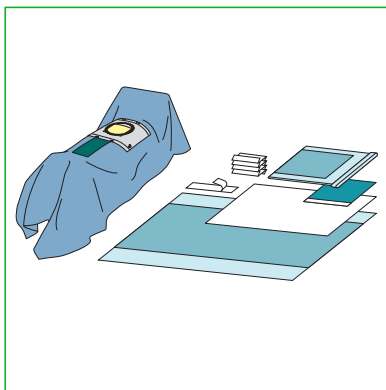
4/8 694135



Ref. no non-sterile	Qty	Description
996106	1	mayo stand cover 79x145cm, 65x85cm absorbent
-	4	cellulose towel 18x25cm
911500	1	op-tape 9x49cm
910433	1	baby wrap 90x120cm
969673	1	c-section drape 175/250x300cm, incise area 38x32cm, aperture 18x16cm
90190	1	table cover 150x190cm, 75x190cm absorbent

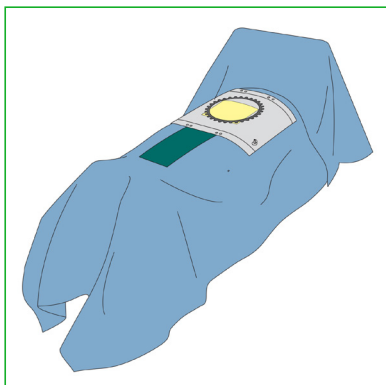
## C-SECTION SET

4/8 903355



Ref. no non-sterile	Qty	Description
996106	1	mayo stand cover 79x145cm, 65x85cm absorbent
-	4	cellulose towel 18x25cm
911500	1	op-tape 9x49cm
947064	1	adhesive towel 50x50cm
910433	1	baby wrap 90x120cm
904743	1	c-section drape 175/250x300cm folded length wise, incise area 38x32cm
90190	1	table cover 150x190cm, 75x190cm absorbent

## C-SECTION DRAPE



Ref. no sterile	Ref. no non-sterile	Description	RET/TRP
65031	969674	C-section drape 175/250x300cm, incise area 38x32cm, wrapped	5/10
-	904743	C-section drape 175/250x300cm folded length wise, incise area 38x32cm	



C-SECTION DRAPE



Ref. no sterile	Ref. no non-sterile	Description	RET/TRP
65040	969673	C-section drape 175/250x300cm, incise area 38x32cm, aperture 18x16cm, wrapped	6/12

C-SECTION DRAPE




Ref. no sterile	Ref. no non-sterile	Description	RET/TRP
-	905743	C-section drape 175/250x300cm folded length wise, incise area 38x32cm, w. transp aneasth.	

C-SECTION DRAPE




Ref. no sterile	Ref. no non-sterile	Description	RET/TRP
-	969675	C-section drape 250/175/270x270cm, incise area 38x32cm, aperture 18x16cm	

BABY BLANKET



Ref. no sterile	Ref. no non-sterile	Description	RET/TRP
610434	910434	Baby blanket 100x100cm	30/60
-	910433	Baby blanket 90x120cm	

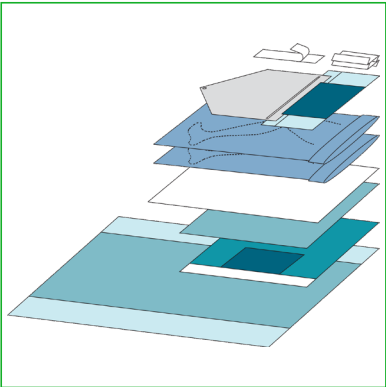
BABY BLANKET



Ref. no sterile	Ref. no non-sterile	Description	RET/TRP
-	80057095	Baby blanket 60x90cm	

DELIVERY SET

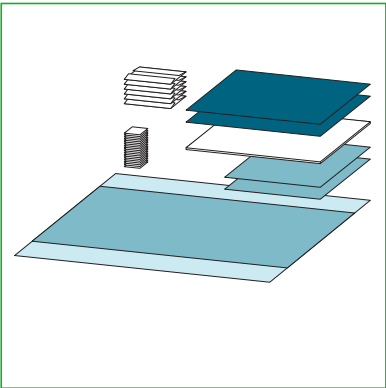
4/16 695000



Ref. no non-sterile	Qty	Description
911500	1	op-tape 9x49cm
-	2	cellulose towel 18x25cm
9229	1	under buttocks drape 85x120cm, with pouch
906109	2	leggings 75x120cm
-	1	baby wrap 100x100cm
968005	1	op-towel 75x90cm
910198	1	adhesive towel 75x75cm
90190	1	table cover 150x190cm, 75x190cm absorbent

DELIVERY SET

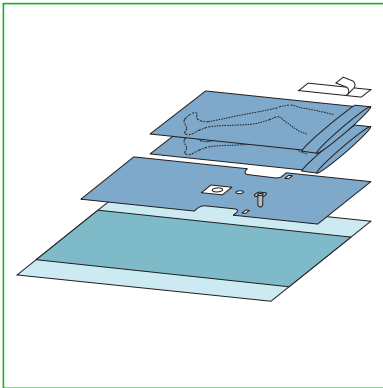
7/14 914341



Ref. no non-sterile	Qty	Description
304998	2	absorbent towel 56x80cm
-	1	bed pad 60x90cm
-	6	cellulose towel 18x25cm
968004	2	op-towel 45x75cm
-	20	nonwoven compress 10x10cm
90100	1	table cover 100x150cm, 75x150cm absorbent

## TUR SET

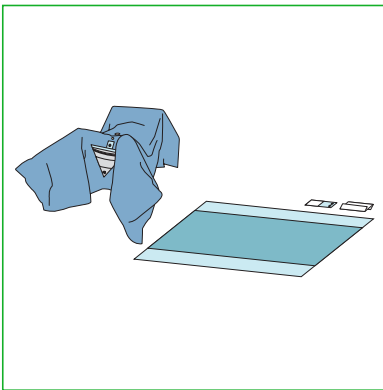
10/20 696310



Ref. no non-sterile	Qty	Description
911500	1	op-tape 9x49cm
906109	2	leggings 75x120cm
-	1	tur drape 75x175cm, apertures 8cm and 6cm, finger cot
90190	1	table cover 150x190cm, 75x190cm absorbent

## TUR SET

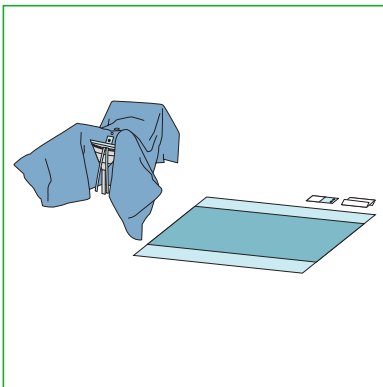
7/14 888222



Ref. no non-sterile	Qty	Description
-	1	cellulose towel 18x25cm
904762	1	tube holder 9x18cm
965520	1	tur drape 175/270x180cm w/ pouch , apertures 8cm and 5cm, finger cot
90190	1	table cover 150x190cm, 75x190cm absorbent

## TUR SET

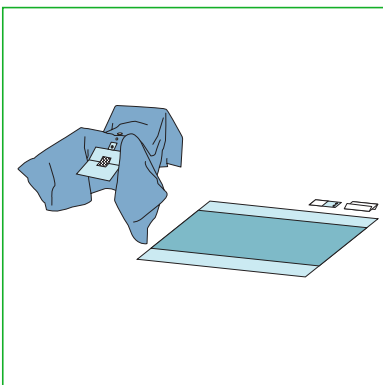
9/18 888224



Ref. no non-sterile	Qty	Description
-	1	cellulose towel 18x25cm
904762	1	tube holder 9x18cm
965522	1	tur drape 175/270x180cm w/ pouch/trunk, apertures 8cm and 5cm, finger cot
90190	1	table cover 150x190cm, 75x190cm absorbent

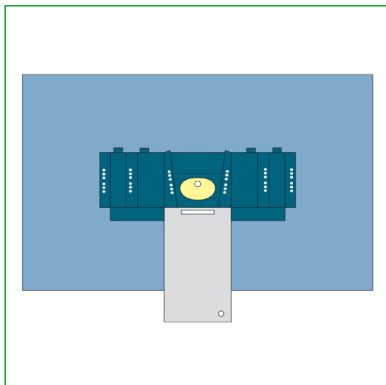
## TUR SET

9/18 888225



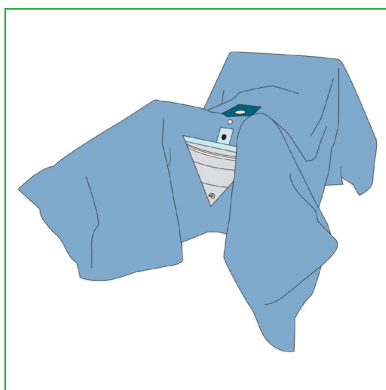
Ref. no non-sterile	Qty	Description
-	1	cellulose towel 18x25cm
904762	1	tube holder 9x18cm
965525	1	tur drape 175/270x180cm w/ sieve, apertures 8cm and 5cm, finger cot
90190	1	table cover 150x190cm, 75x190cm absorbent

## NEPHROSCOPY DRAPE



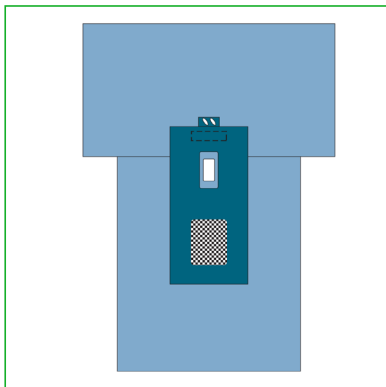
Ref. no sterile	Ref. no non-sterile	Description	RET/TRP
<b>65810</b>	75810	Nephroscopy drape with pouch 175x300cm, wrapped	6/12

## TUR DRAPE




Ref. no sterile	Ref. no non-sterile	Description	RET/TRP
<b>888227</b>	965527	TUR drape 175/270x240cm w/ pouch , apertures 8cm and 5cm, finger cot	8/16

## TUR DRAPE



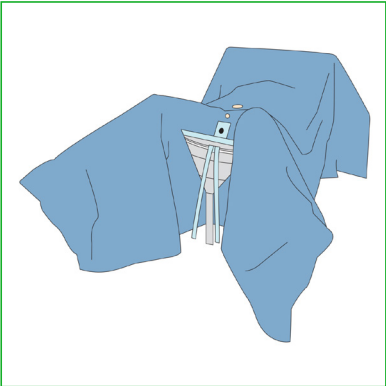
Ref. no sterile	Ref. no non-sterile	Description	RET/TRP
-	75800	TUR drape 100/152x220cm, aperture 9x18cm	

## TUR DRAPE



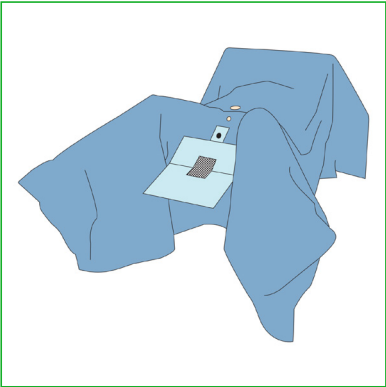
Ref. no sterile	Ref. no non-sterile	Description	RET/TRP
-	965520	TUR drape 175/270x180cm w/ pouch , apertures 8cm and 5cm, finger cot	

**TUR DRAPE**



Ref. no sterile	Ref. no non-sterile	Description	RET/TRP
-	965522	TUR drape 175/270x180cm w/ pouch/trunk, apertures 8cm and 5cm, finger cot	

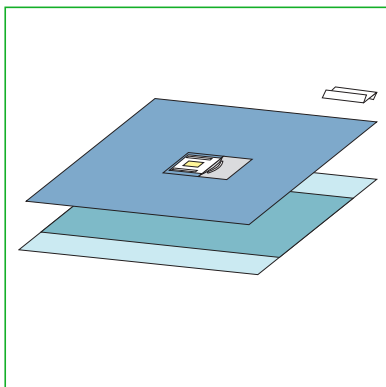
**TUR DRAPE**



Ref. no sterile	Ref. no non-sterile	Description	RET/TRP
-	965525	Tur drape 175/270x180cm w/ sieve, apertures 8cm and 5cm, finger cot	

## OPHTHALMIC SET

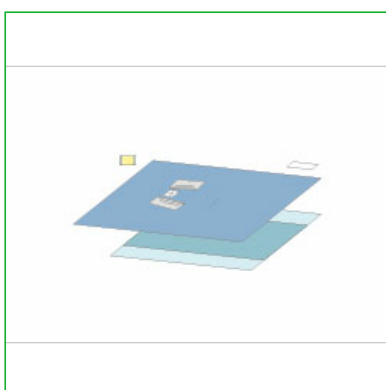
8/16 903167



Ref. no non-sterile	Qty	Description
156400	1	mesoft 10x20cm
95606	1	ophthalmic drape 140x150cm w/pouch, incise area 8x10cm
90150	1	table cover 150x150cm, 75x150cm absorbent

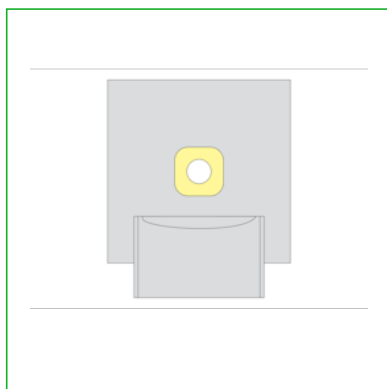
## OPHTHALMIC SET

8/16 903286



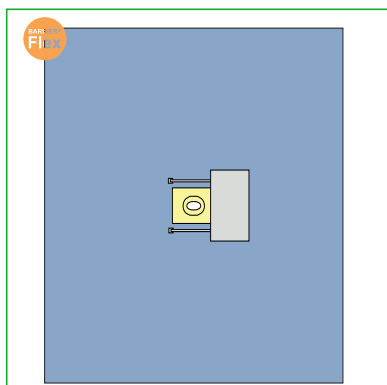
Ref. no non-sterile	Qty	Description
156400	1	mesoft, 10x20cm
921014	1	incise film 10x14/11cm, incise 10x11 cm
95603	1	ophthalmic drape 150x180cm w/pouches, aperture 5x7cm
90150	1	table cover 150x150cm, 75x150cm absorbent

## OPHTHALMIC DRAPE W/POUCH



Ref. no sterile	Ref. no non-sterile	Description	RET/TRP
831600	-	Ophthalmic drape w/pouch 45x45cm, aperture 6cm	70/140

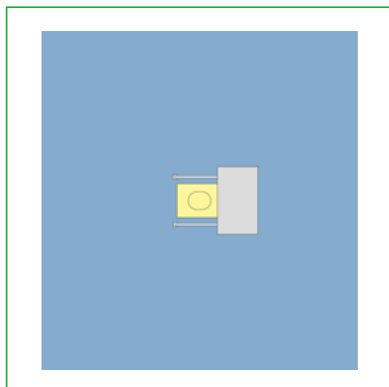
## OPHTHALMIC DRAPE W/POUCH



Ref. no sterile	Ref. no non-sterile	Description	RET/TRP
85605	95605	Ophthalmic drape w/pouch 140x150cm, incise area 10x8cm, aperture 6,5x3,5 cm	16/32

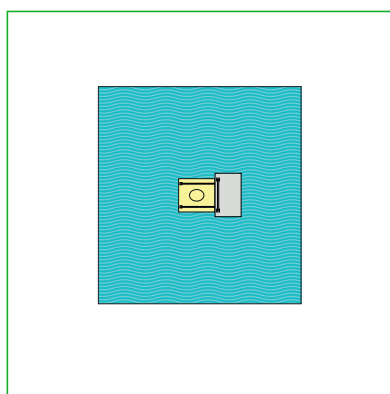


## OPHTHALMIC DRAPE W/POUCH



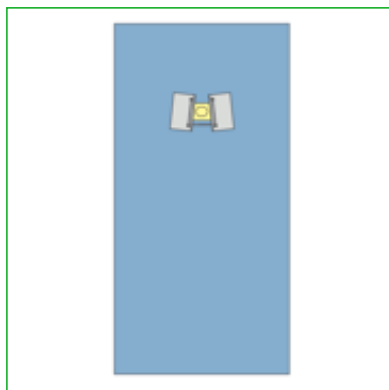
Ref. no sterile	Ref. no non-sterile	Description	RET/TRP
<b>85606</b>	95606	Ophthalmic drape w/pouch 140x150cm, incise area 10x8cm	16/32

## OPHTHALMIC DRAPE W/POUCH



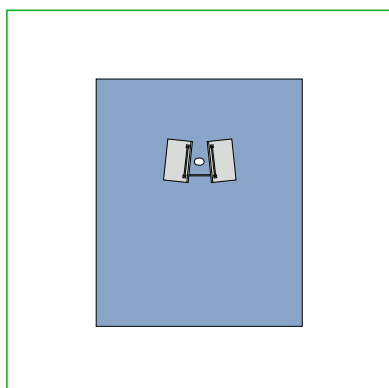
Ref. no sterile	Ref. no non-sterile	Description	RET/TRP
<b>85613</b>	95613	Ophthalmic drape w/pouch 140x150cm, incise area 10x8cm	14/28
<b>85617</b>	95617	Ophthalmic drape w/pouch 100x120cm, incise area 10x8cm, book fold	24/48
<b>85618</b>	95618	Ophthalmic drape w/pouch 140x150cm, incise area 10x8cm, book fold	16/32

## OPHTHALMIC DRAPE W/POUCHES



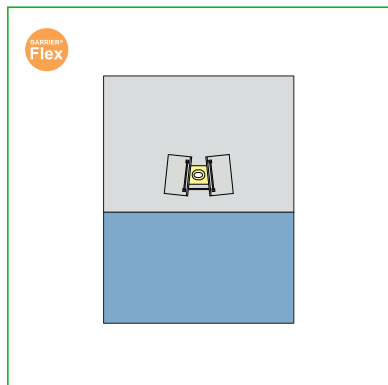
Ref. no sterile	Ref. no non-sterile	Description	RET/TRP
<b>85602</b>	95602	Ophthalmic drape w/pouches 150x300cm, incise area 10x8cm	10/20

## OPHTHALMIC DRAPE W/POUCHES



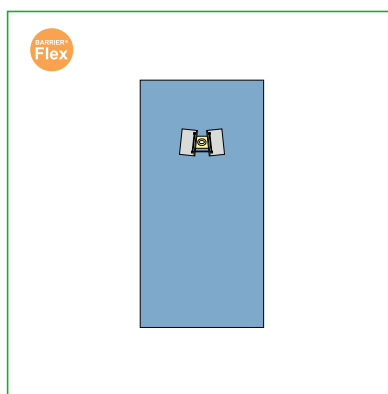
Ref. no sterile	Ref. no non-sterile	Description	RET/TRP
<b>85603</b>	95603	Ophthalmic drape w/pouches 150x180cm, adhesive aperture 7x5cm	14/28

## OPHTHALMIC DRAPE W/POUCHES



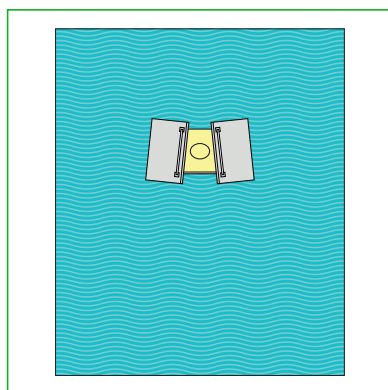
Ref. no sterile	Ref. no non-sterile	Description	RET/TRP
<b>85604</b>	95604	Ophthalmic drape w/pouches 150x195cm, incise area 10x8cm, aperture 6,5x3,5cm	14/28

## OPHTHALMIC DRAPE W/POUCHES




Ref. no sterile	Ref. no non-sterile	Description	RET/TRP
<b>85607</b>	95607	Ophthalmic drape w/pouches 150x300cm, incise area 10x8cm, aperture 6,5x3,5cm	10/20

## OPHTHALMIC DRAPE W/POUCHES




Ref. no sterile	Ref. no non-sterile	Description	RET/TRP
<b>85614</b>	95614	Ophthalmic drape w/pouches 150x180cm, incise area 10x8cm	12/24

## OPHTHALMIC DRAPE




Ref. no sterile	Ref. no non-sterile	Description	RET/TRP
<b>85608</b>	95608	Ophthalmic drape 50x60cm, incise Ø7cm, perforated incise	50/100

## OPHTHALMIC DRAPE



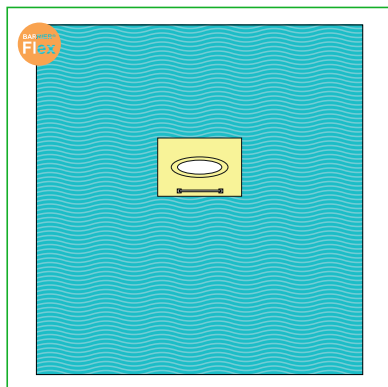
Ref. no sterile	Ref. no non-sterile	Description	RET/TRP
<b>85609</b>	95609	Ophthalmic drape 75x85cm, incise 10 x 8cm, ap. 6,5x3,5cm	44/88

## OPHTHALMIC DRAPE



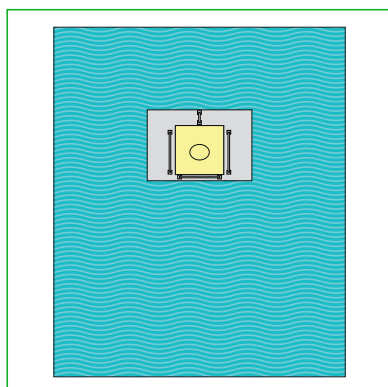
Ref. no sterile	Ref. no non-sterile	Description	RET/TRP
<b>85612</b>	95612	Ophthalmic drape 75 x 85cm, incise 10x8cm, perforated incise	40/80

## OPHTHALMIC DRAPE

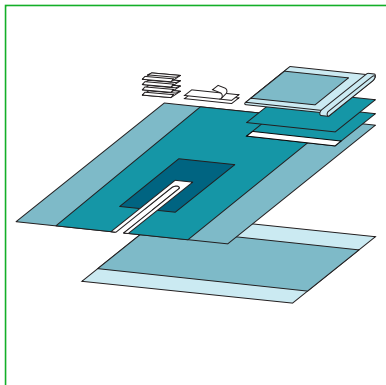


Ref. no sterile	Ref. no non-sterile	Description	RET/TRP
<b>85615</b>	95615	Ophthalmic drape 140 x 150cm, aperture 19x6cm, book fold	16/32

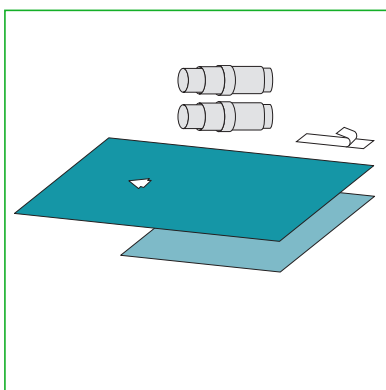
## OPHTHALMIC DRAPE W/POUCH



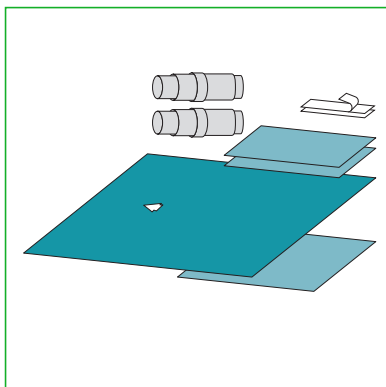
Ref. no sterile	Ref. no non-sterile	Description	RET/TRP
<b>85616</b>	95616	Ophthalmic drape w/pouch 140x180cm, incise 10 x 8cm	12/24

**ENT SET**
**7/14 65000**


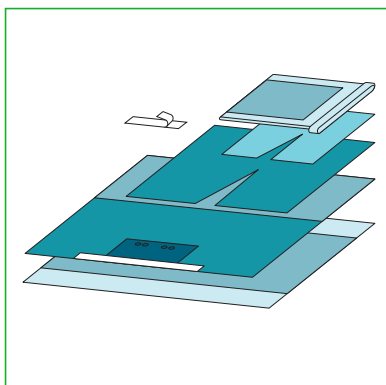
Ref. no non-sterile	Qty	Description
996106	1	mayo stand cover 79x145cm, 65x85cm absorbent
-	4	cellulose towel 18x25cm
911500	2	op-tape 9x49cm
910519	1	op-towel 75x90cm
930200	1	adhesive towel 90x75cm
70509	1	split sheet 150x260cm, split 7x65cm
90190	1	table cover 150x190cm, 75x190cm absorbent

**DENTAL SET**
**22/44 306480**


Ref. no non-sterile	Qty	Description
815330	2	camera drape plain tip 8x120cm
911500	1	op-tape 9x49cm
900076	1	aperture drape 100x150cm, aperture 13x9,5cm
968000	1	table cover 75x90cm

**DENTAL SET**
**16/32 694000**


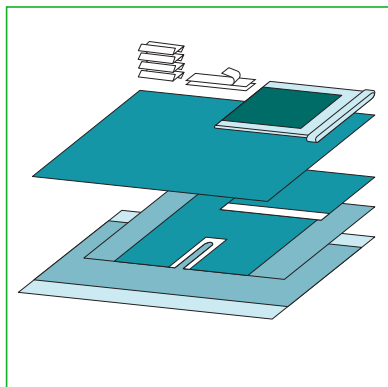
Ref. no non-sterile	Qty	Description
911500	1	op-tape 9x49cm
815330	2	camera drape plain tip 8x120cm
968004	2	op-towel 45x75cm
910176	1	aperture drape 150x150cm, aperture 10x14cm
968005	1	table cover 75x90cm

**HEAD SET**
**6/12 696940**


Ref. no non-sterile	Qty	Description
996106	1	mayo stand cover 79x145cm, 65x85cm absorbent
911500	1	op-tape 9x49cm
988269	1	head drape 125/175x150cm and 100x106cm
967772	1	adhesive op-sheet 175x175cm
90190	1	table cover 150x190cm, 75x190cm absorbent

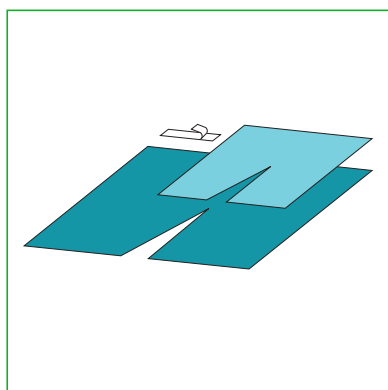
## ENT SET

7/14 697000



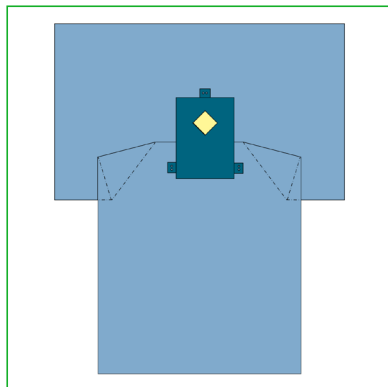
Ref. no non-sterile	Qty	Description
996109	1	reinforced mayo stand cover 79x145cm, 65x85cm absorbent
-	4	cellulose towel 18x25cm
910185	1	op-sheet 150x175cm
910598	1	adhesive towel 75x75cm
911500	2	op-tape 9x49cm
980789	1	split sheet 150x125cm, split 7x45cm
90190	1	table cover 150x190cm, 75x190cm absorbent

## HEAD DRAPE



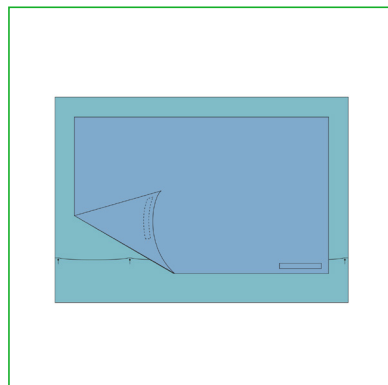
Ref. no sterile	Ref. no non-sterile	Description	RET/TRP
<b>826900</b>	988269	Head drape 150x175cm, 106x103cm + 1 op-tape 9x49cm	10/20

## NECK AND THYROID DRAPE



Ref. no sterile	Ref. no non-sterile	Description	RET/TRP
<b>65011</b>	75011	Neck and Thyroid drape 175/250x302cm, incise area 15x15cm	10/20

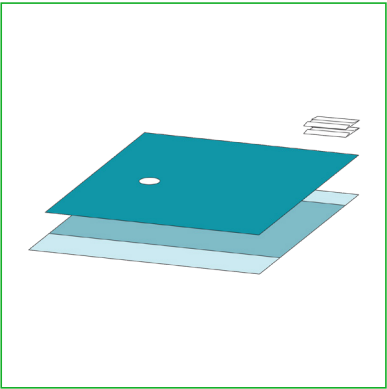
## ADHESIVE HEAD DRAPE W/TURBAN WRAP



Ref. no sterile	Ref. no non-sterile	Description	RET/TRP
-	8085	Adhesive Head Drape w/ turban wrap 150x94cm, 79x128cm	

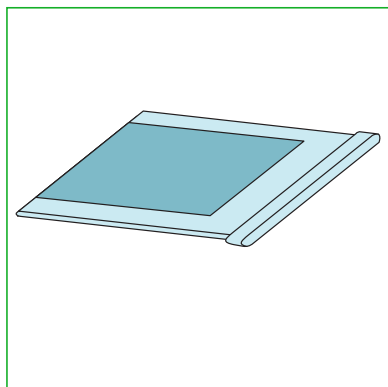
PLASTIC SURGERY SET

9/18 692300



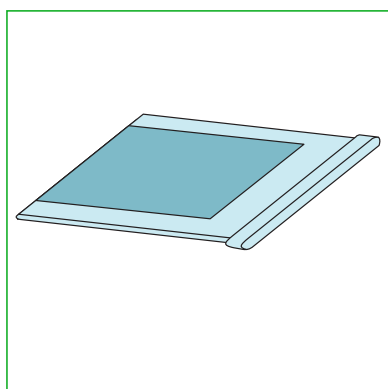
Ref. no non-sterile	Qty	Description
-	2	cellulose towel 18x25cm
956923	1	aperture drape 150x175cm, aperture 13x17cm
90190	1	table cover 150x190cm, 75x190cm absorbent

## MAYO STAND COVER



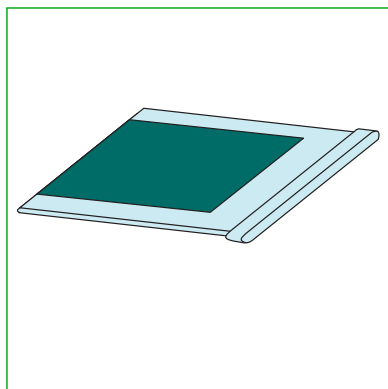
Ref. no sterile	Ref. no non-sterile	Description	RET/TRP
<b>610601</b>	996106	Mayo stand cover 79x145cm, 65x85cm absorbent	25/75

## MAYO STAND COVER



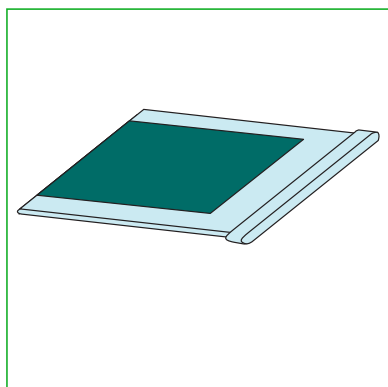
Ref. no sterile	Ref. no non-sterile	Description	RET/TRP
<b>1244</b>	9544	Mayo stand cover 58x137cm, 50x60cm absorbent	50/100
-	996104	Mayo stand cover 58x137cm, 50x60cm absorbent, telescopic folding	

## REINFORCED MAYO STAND COVER



Ref. no sterile	Ref. no non-sterile	Description	RET/TRP
<b>610900</b>	996109	Reinforced Mayo stand cover 79x145cm, 65x85cm absorbent	20/60
-	996112	Reinforced Mayo stand cover 79x145cm, 65x85cm absorbent, telescopic folding	

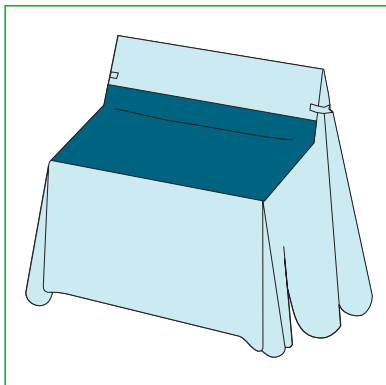
## REINFORCED MAYO STAND COVER



Ref. no sterile	Ref. no non-sterile	Description	RET/TRP
-	996115	Reinforced Mayo stand cover 100x170 cm, Pad 90x105 cm	

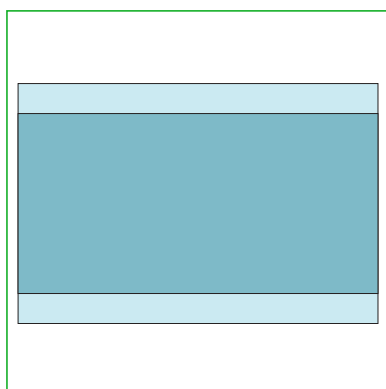


## TABLE COVER LARGE



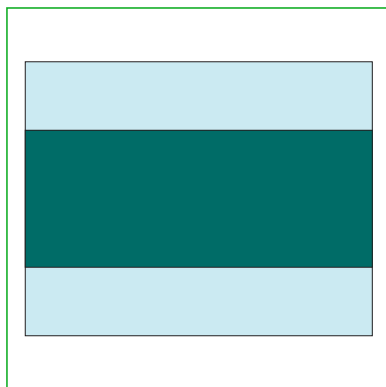
Ref. no sterile	Ref. no non-sterile	Description	RET/TRP
<b>780300</b>	978030	Table cover large 290x330cm, 80x150cm absorbent	8/16

## TABLE COVER



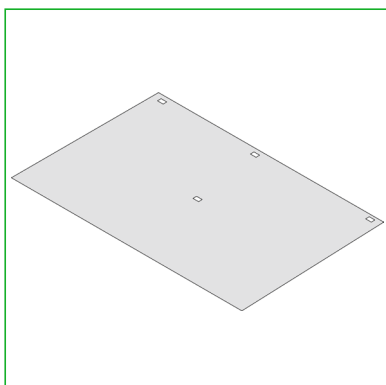
Ref. no sterile	Ref. no non-sterile	Description	RET/TRP
<b>80100</b>	90100	Table cover 100x150cm, 75x150cm absorbent	40/80
<b>80150</b>	90150	Table cover 150x150cm, 75x150cm absorbent	30/60
<b>80170</b>	90170	Table cover 150x170cm, 75x170cm absorbent	27/54
<b>80190</b>	90190	Table cover 150x190cm, 75x190cm absorbent	22/44
<b>80210</b>	90210	Table cover 150x210cm, 75x210cm absorbent	21/42
<b>80240</b>	90240	Table cover 150x240cm, 75x240cm absorbent	20/40

## REINFORCED TABLE COVER




Ref. no sterile	Ref. no non-sterile	Description	RET/TRP
<b>85190</b>	95190	Reinforced table cover 150x190cm, 75x190cm absorbent	15/30
<b>85195</b>	95190	Reinforced table cover 150x190cm, 75x190cm absorbent, wrapped	18/36
<b>85215</b>	95210	Reinforced table cover 150x210cm, 75x210cm absorbent, wrapped	18/36
<b>85245</b>	95240	Reinforced table cover 150x240cm, 75x240cm absorbent, wrapped	17/34
<b>89215</b>	99210	Reinforced table cover 190x210cm, 90x210cm absorbent, wrapped	14/28
<b>89285</b>	99280	Reinforced table cover 190x280cm, 90x280cm absorbent, wrapped	12/24

## TRANSPARENT TABLE COVER



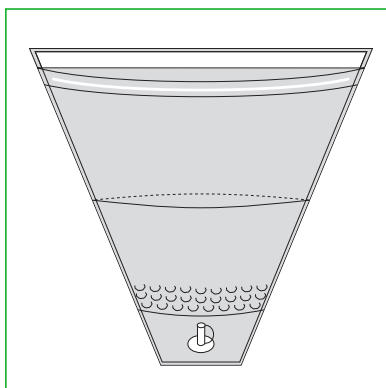
Ref. no sterile	Ref. no non-sterile	Description	RET/TRP
<b>815427</b>	815426	Transparent table cover, 150x200cm	30/60

**INCISE DRAPE**



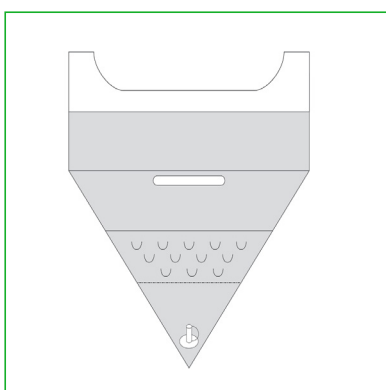
Ref. no sterile	Ref. no non-sterile	Description	RET/TRP
-	921014	Incise drape 10x14 (10x11)cm	
<b>801526</b>	921526	Incise drape 15x26 (15x21)cm	30/120
<b>803026</b>	923026	Incise drape 30x26 (30x21)cm	25/100
<b>804040</b>	924040	Incise drape 40x40 (40x35)cm	20/80
<b>804555</b>	924555	Incise drape 45x55 (45x50)cm	15/60
<b>805680</b>	925680	Incise drape 56x80 (56x75)cm	10/40

## IRRIGATION POUCH



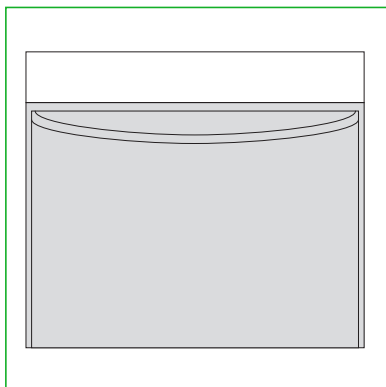
Ref. no sterile	Ref. no non-sterile	Description	RET/TRP
<b>831200</b>	815310	Irrigation pouch with sieve and bottom drain 50x50cm	7/14

## IRRIGATION POUCH



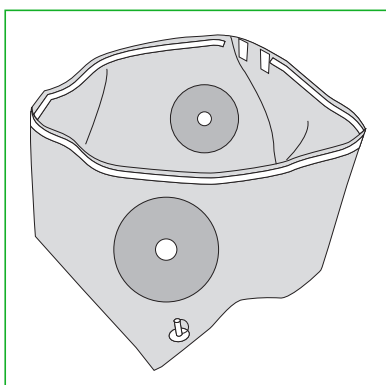
Ref. no sterile	Ref. no non-sterile	Description	RET/TRP
<b>5218</b>	-	Irrigation pouch with sieve and bottom drain 50x60cm	8/16

## FLUID COLLECTION BAG



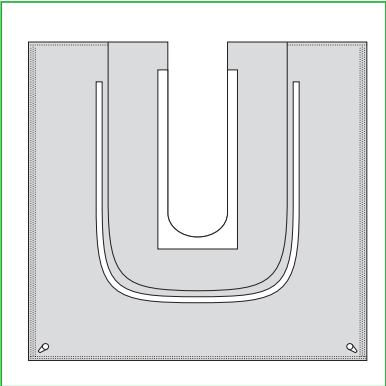
Ref. no sterile	Ref. no non-sterile	Description	RET/TRP
<b>706035</b>	976035	Fluid collection bag 40x35cm	30/120

## KNEE ARTHROSCOPY POUCH



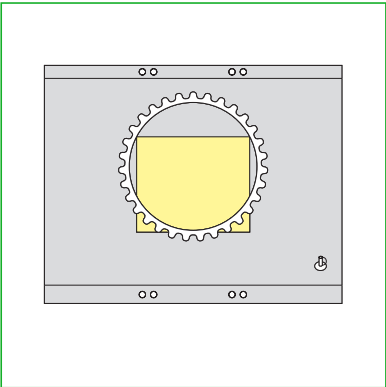
Ref. no sterile	Ref. no non-sterile	Description	RET/TRP
<b>69200</b>	79200	Knee arthroscopy pouch 60x120cm, ap. 7 and 5cm elastic	12/24

**SHOULDER POUCH**



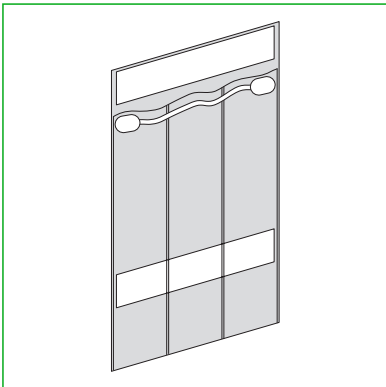
Ref. no sterile	Ref. no non-sterile	Description	RET/TRP
<b>5217</b>	9317	Shoulder pouch 83x88cm, split 15x52cm, wrapped	8/16

**FLUID COLLECTION POUCH W/ INCISE**



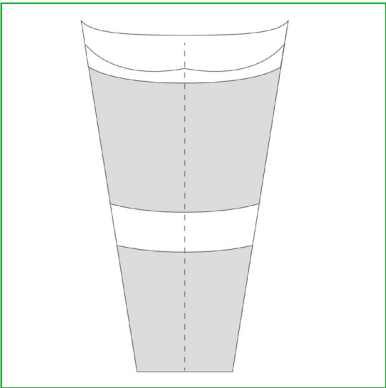
Ref. no sterile	Ref. no non-sterile	Description	RET/TRP
<b>832000</b>	983200	Fluid collection pouch w/incise 100x80cm, incise area 38x32cm	10/20

**INSTRUMENT BAG**




Ref. no sterile	Ref. no non-sterile	Description	RET/TRP
<b>705860</b>	815320	Instrument bag 30x50cm	35/70

**INSTRUMENT BAG**



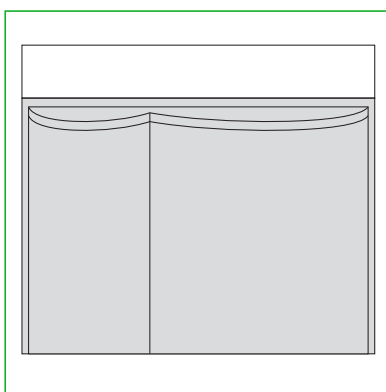
Ref. no sterile	Ref. no non-sterile	Description	RET/TRP
-	975880	Instrument bag 25x40cm	

## INSTRUMENT BAG



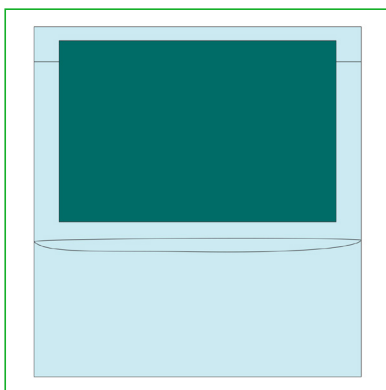
Ref. no sterile	Ref. no non-sterile	Description	RET/TRP
-	977050	Instrument bag 45x48cm	

## SUCTION AND DIATHERMY BAG



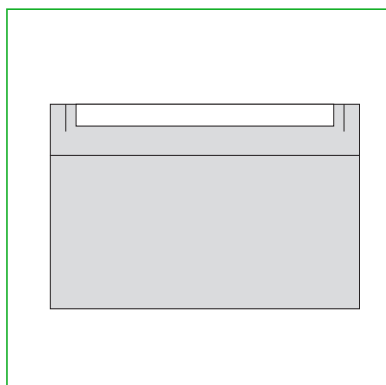
Ref. no sterile	Ref. no non-sterile	Description	RET/TRP
<b>707035</b>	977035	Suction and diathermy bag 40x35cm	30/120

## TUBE POCKET



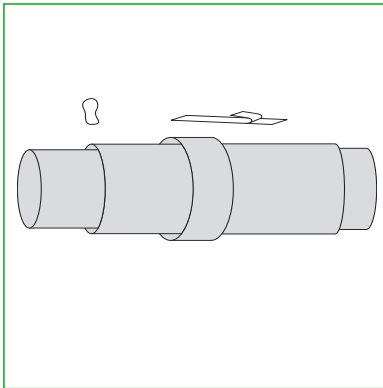
Ref. no sterile	Ref. no non-sterile	Description	RET/TRP
<b>80003113</b>	8183	Tube pocket 90x92cm, absorbent 70x50cm, wrapped	12/48

## DISLOCATION BAG



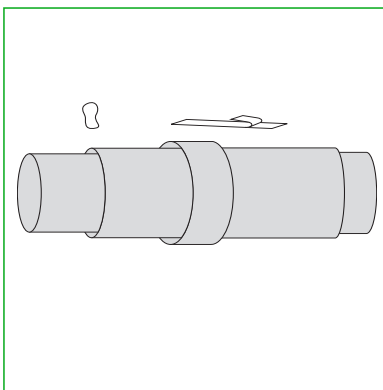
Ref. no sterile	Ref. no non-sterile	Description	RET/TRP
<b>84541230</b>	922709	Dislocation bag 75x120cm, wrapped	16/32

## CAMERA DRAPE



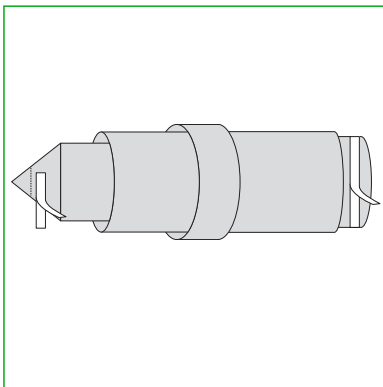
Ref. no sterile	Ref. no non-sterile	Description	RET/TRP
<b>705740</b>	815330	Camera drape 8x120cm, plain tip	30/180

## CAMERA DRAPE



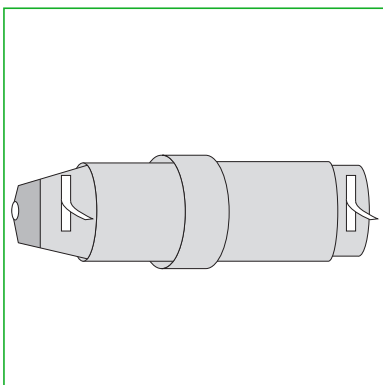
Ref. no sterile	Ref. no non-sterile	Description	RET/TRP
<b>705750</b>	815331	Camera drape 14x250cm, plain tip	15/90

## CAMERA DRAPE



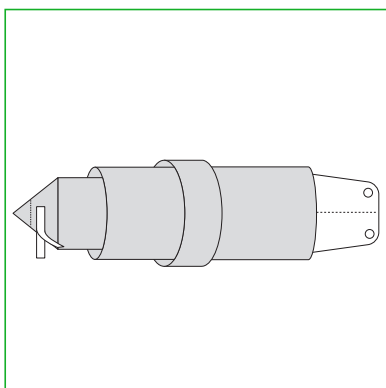
Ref. no sterile	Ref. no non-sterile	Description	RET/TRP
<b>705820</b>	815332	Camera drape 14x250cm, perforated tip	20/120

## CAMERA DRAPE



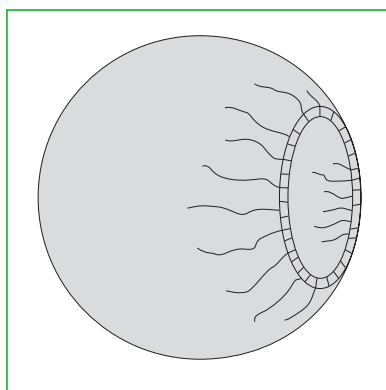
Ref. no sterile	Ref. no non-sterile	Description	RET/TRP
<b>705830</b>	815333	Camera drape 18x250cm, elastic tip	15/90

## CAMERA DRAPE



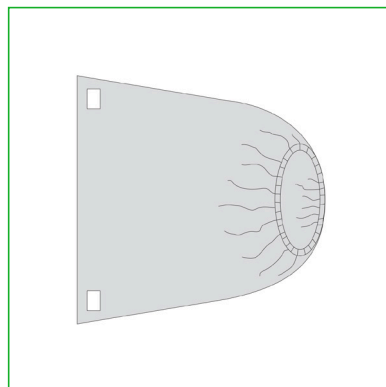
Ref. no sterile	Ref. no non-sterile	Description	RET/TRP
<b>63047</b>	-	Camera drape 14x254cm, cardboard inserter, perforated tip	80/160

## BANDED BAG




Ref. no sterile	Ref. no non-sterile	Description	RET/TRP
<b>63010</b>	-	Banded bag circular 75cm	18/36
<b>63011</b>	-	Banded bag circular 90cm	22/44
<b>63012</b>	-	Banded bag circular 140cm	11/22

## BANDED BAG



Ref. no sterile	Ref. no non-sterile	Description	RET/TRP
<b>63013</b>	-	Banded bag square 90x75cm	15/30

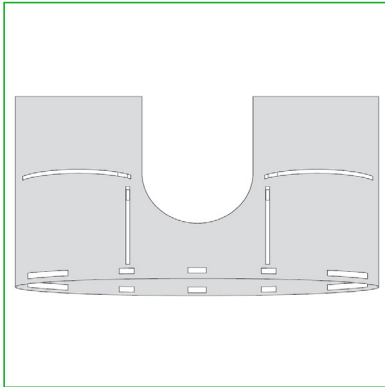
## EQUIPMENT DRAPE



Ref. no sterile	Ref. no non-sterile	Description	RET/TRP
<b>705815</b>	815425	Equipment drape 90x70cm, transparent	40/80

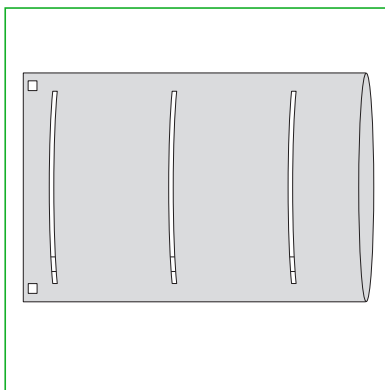


## C-ARM DRAPE



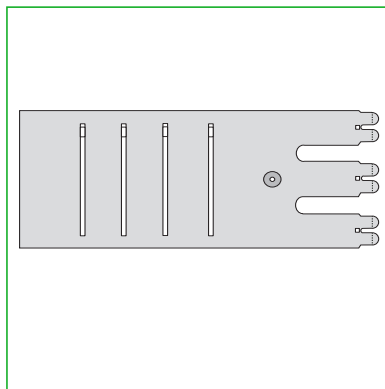
Ref. no sterile	Ref. no non-sterile	Description	RET/TRP
<b>705852</b>	-	C-arm drape 1-part full coverage 152x265cm	9/18

## C-ARM DRAPE



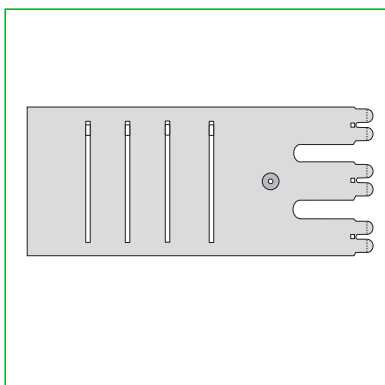
Ref. no sterile	Ref. no non-sterile	Description	RET/TRP
<b>63048</b>	-	C-arm drape 1-part half coverage 117x183cm	38/76

## MICROSCOPE DRAPE FLEXIBLE ELASTIC LENS



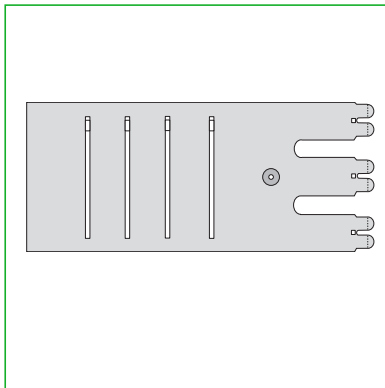
Ref. no sterile	Ref. no non-sterile	Description	RET/TRP
<b>705920</b>	-	Microscope drape flexible elastic lens, 117x254cm	12/24

## MICROSCOPE DRAPE WILD



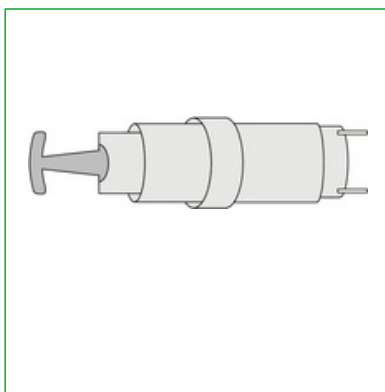
Ref. no sterile	Ref. no non-sterile	Description	RET/TRP
<b>705936</b>	-	Microscope drape WILD (objective 68mm) 117x254cm	8/16

## MICROSCOPE DRAPE ZEISS MD



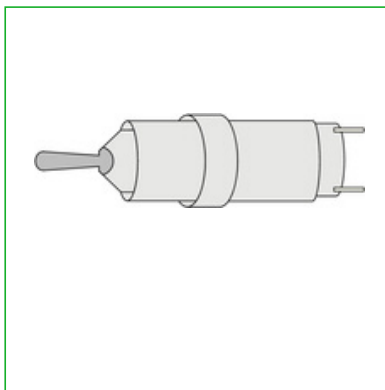
Ref. no sterile	Ref. no non-sterile	Description	RET/TRP
<b>705955</b>	-	Microscope drape Zeiss MD (objective 65mm) 117x254cm	8/16
<b>705960</b>	-	Microscope drape Zeiss MD (objective 65mm) 117x305cm	8/16

## ULTRA SOUND PROBE DRAPE



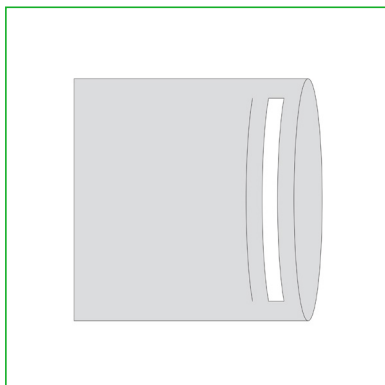
Ref. no sterile	Ref. no non-sterile	Description	RET/TRP
<b>706002</b>	-	Ultra sound probe drape 15x236cm, small T-tip	25/100

## ULTRA SOUND PROBE DRAPE



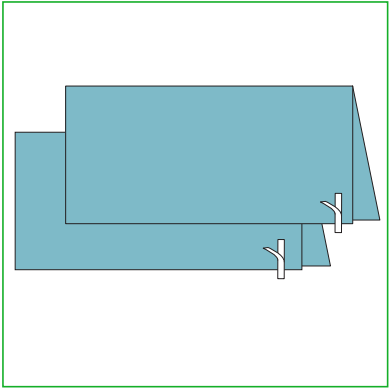
Ref. no sterile	Ref. no non-sterile	Description	RET/TRP
<b>706004</b>	-	Ultra sound probe drape 13x236cm, straight tip	30/120

## X-RAY CASSETTE DRAPE



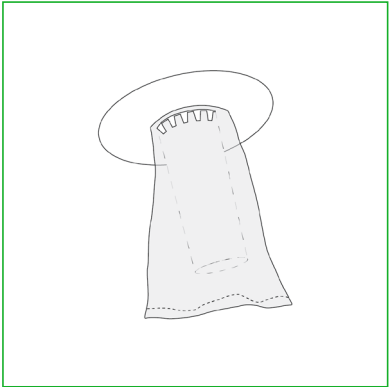
Ref. no sterile	Ref. no non-sterile	Description	RET/TRP
<b>705856</b>	815362	X-ray cassette drape 60x60cm	35/75

**ARMREST DRAPE**



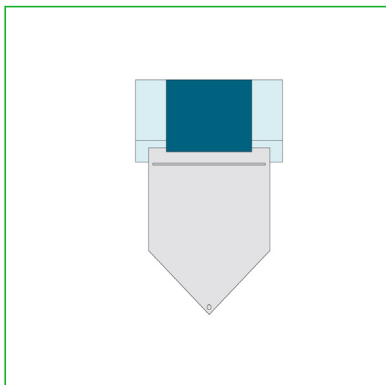
Ref. no sterile	Ref. no non-sterile	Description	RET/TRP
80002120	8008062	Armrest drape 35x73cm, 2pcs	32/64

**LIGHT HANDLE DRAPE**



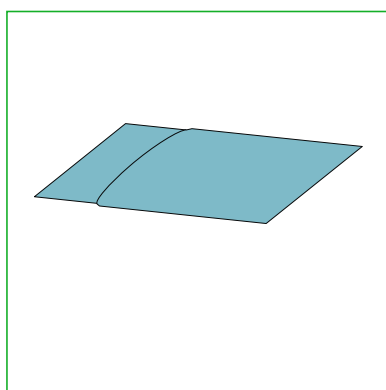
Ref. no sterile	Ref. no non-sterile	Description	RET/TRP
63049	-	Light handle drape universal, Ø 4,5x15cm	40/80

## UNDER BUTTOCKS DRAPE W/POUCH



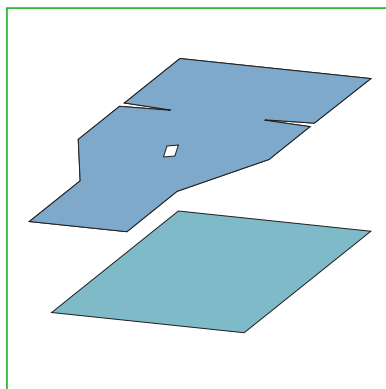
Ref. no sterile	Ref. no non-sterile	Description	RET/TRP
<b>229</b>	9229	Under buttocks drape w/ pouch 85x120cm	20/40

## UNDER BUTTOCKS DRAPE



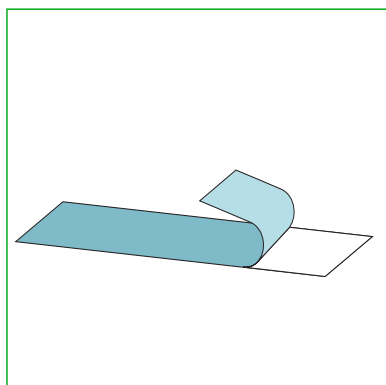
Ref. no sterile	Ref. no non-sterile	Description	RET/TRP
<b>828900</b>	972890	Under buttocks drape 75x100cm	44/88

## PERINEAL DRAPE




Ref. no sterile	Ref. no non-sterile	Description	RET/TRP
<b>706200</b>	967062	Perineal drape 75x120cm, 8x12cm + Op-towel 75x90cm	20/40

## OP-TAPE



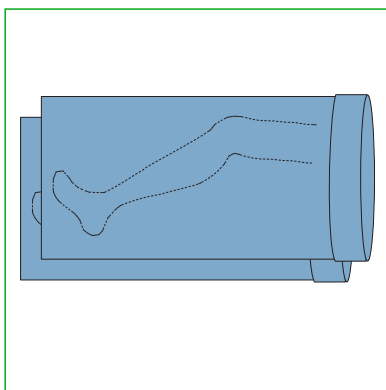
Ref. no sterile	Ref. no non-sterile	Description	RET/TRP
<b>381035</b>	911500	Op-tape 9x49cm	100/400
<b>381045</b>	911500	Op-tape 9x49cm, 2 pcs	120/480

## TUBE HOLDER



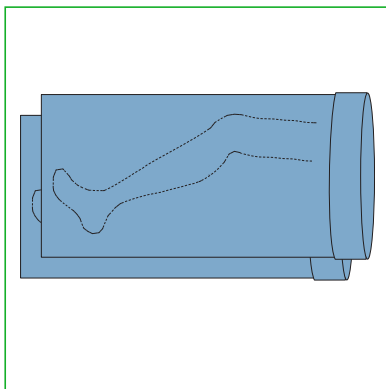
Ref. no sterile	Ref. no non-sterile	Description	RET/TRP
<b>708131</b>	824098	Tube holder 2,5x30cm, hook&loop	50/200
<b>80006076</b>	-	Tube holder 5x15cm, hook&loop	50/200

## LITHOTOMY LEGGINGS



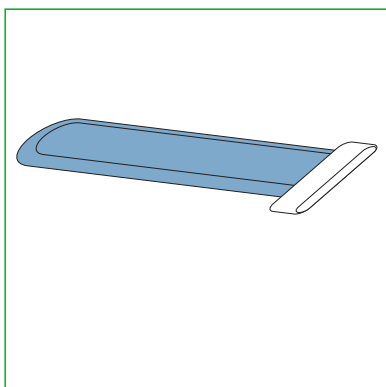
Ref. no sterile	Ref. no non-sterile	Description	RET/TRP
<b>610930</b>	906109	Lithotomy leggings 2 pcs-pack, 75x120cm	36/72
<b>255</b>	9855	Lithotomy leggings 2pcs-pack 75x150cm, wrapped	22/44

## LITHOTOMY LEGGINGS



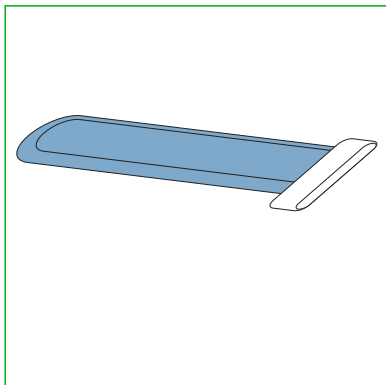
Ref. no sterile	Ref. no non-sterile	Description	RET/TRP
<b>901680</b>	-	Lithotomy leggings 2 pcs-pack, 75x120cm	66/132

## STOCKINET




Ref. no sterile	Ref. no non-sterile	Description	RET/TRP
<b>611105</b>	946111	Stockinet, S, 22x75cm	22/44
<b>611205</b>	946112	Stockinet, L, 32x120cm	14/28

## STOCKINET W/ LINER



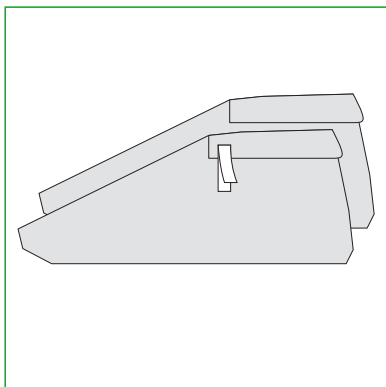
Ref. no sterile	Ref. no non-sterile	Description	RET/TRP
<b>269</b>	8008060	Stockinet 23x71cm, wrapped	10/20
<b>273</b>	9056	Stockinet 23x107cm, wrapped	6/24
<b>274</b>	9057	Stockinet 31x122cm, wrapped	5/20

## GENITAL COVER



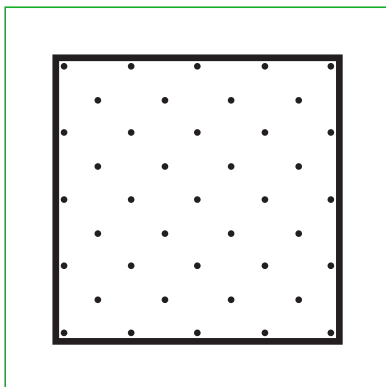
Ref. no sterile	Ref. no non-sterile	Description	RET/TRP
<b>63062</b>	-	Genital cover 20x42cm	105/210

## FEET SOCKS



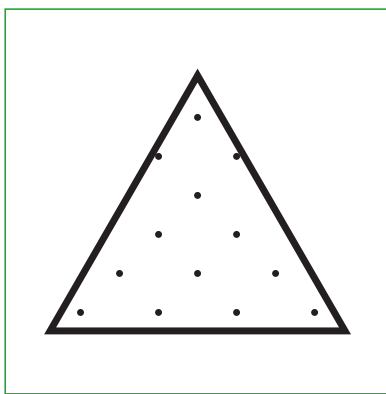
Ref. no sterile	Ref. no non-sterile	Description	RET/TRP
<b>691005</b>	991005	Feet socks transparent 36x28cm 2 pcs-pack	132/264

## ABDOMINAL SWABS



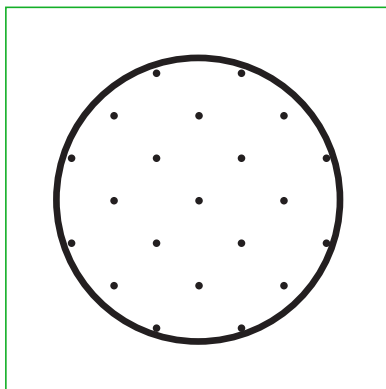
Ref. no sterile	Ref. no non-sterile	Ref. no non-sterile*	Description	RET/TRP
188105			Red 5 pcs, 3x40cm	250/2000
185060			Orange 5 pcs, 10x40cm	125/750
185260			Green 5 pcs, 20x40cm	65/390
185460			Brown 5 pcs, 30x40cm	45/270
185660			Blue 5 pcs, 40x40cm	60/360
185830			Grey 1 pc, 40x65cm	30/180
185860			Black 5 pcs, 40x65cm	30/180

## SURGICAL SWABS



Ref. no sterile	Ref. no non-sterile	Ref. no non-sterile*	Description	RET/TRP
185105	185100		Yellow 5 pcs, 7,5x7,5cm, 6-ply	100/800
185305			Orange 5 pcs, 10x10cm, 6-ply	90/540
185310			Brown 10 pcs, 10x10cm, 6-ply	90/540
185405	185400		Green 5 pcs, 10x20cm, 6-ply	90/540
185410			Blue 10 pcs, 10x20cm, 6-ply	90/540

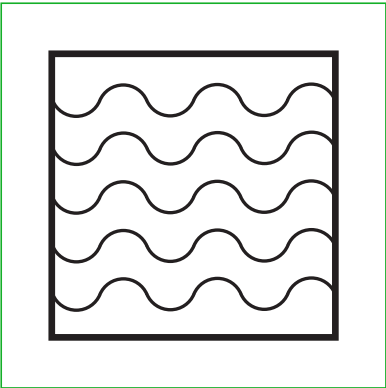
## SURGICAL SPONGES



Ref. no sterile	Ref. no non-sterile	Ref. no non-sterile*	Description	RET/TRP
154160			Yellow 5 pcs, No 1, ø 20 mm	175/1050
154360			Blue 5 pcs, No 3, ø 27 mm	150/900
154460			Grey 5 pcs, No 4, ø 40 mm	75/450
154560			Black 5 pcs, No 5, ø 47 mm	75/450


\*: Non-sterile product packed in consumer pack

**ABDOMINAL SWABS, WHITE**



Ref. no sterile	Ref. no non-sterile	Ref. no non-sterile*	Description	RET/TRP
<b>187605</b>	187600		Red 5 pcs, 10x60cm	40/240
<b>187705</b>	187700		Brown 5 pcs, 30x30cm	30/180
<b>187802</b>	187800		Green 2 pcs, 40x40cm	24/144
<b>187805</b>	187800		Blue 5 pcs, 40x40cm	25/150
<b>187902</b>	187900		Black 2 pcs, 40x60cm	16/96

**ABDOMINAL SWABS, GREEN**

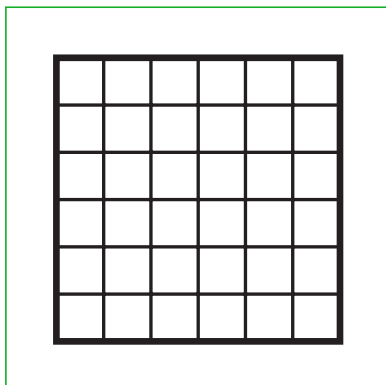


Ref. no sterile	Ref. no non-sterile	Ref. no non-sterile*	Description	RET/TRP
<b>187922</b>	187920		Black 2 pcs, 40x60cm	16/96

\*: Non-sterile product packed in consumer pack

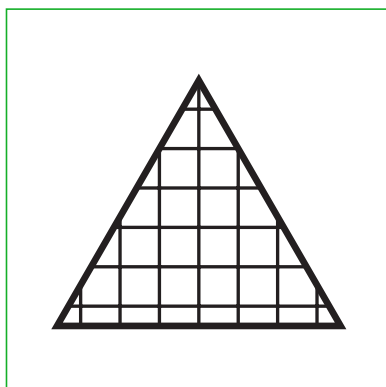


## ABDOMINAL SWABS



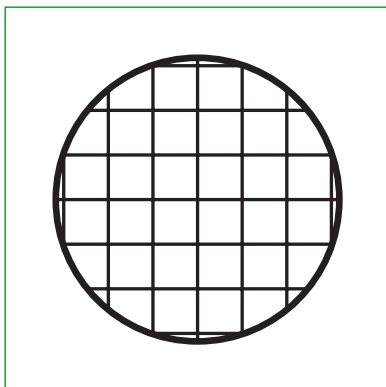
Ref. no sterile	Ref. no non-sterile	Ref. no non-sterile*	Description	RET/TRP
<b>175131</b>		175101	Grey 1 pc, 45x70cm, 3-ply	22/132
<b>175160</b>			Black 5 pcs, 45x70cm, 3-ply	25/150
<b>175260</b>		175201	Brown 5pcs, 30x45cm, 3-ply	55/330
<b>175360</b>		175301	Blue 5 pcs, 40x45cm, 3-ply	45/270

## SURGICAL SWABS



Ref. no sterile	Ref. no non-sterile	Ref. no non-sterile*	Description	RET/TRP
<b>159160</b>	159100	159101	Orange 5 pcs, 10x10cm, 12-ply	130/780
<b>159175</b>			Yellow 10 pcs, 10x10cm, 12-ply	130/780
<b>159460</b>	159400	159401	Purple 5 pcs, 10x60cm, 4-ply	125/750
<b>159475</b>			Blue 10 pcs, 10x60cm, 4-ply	110/660
<b>159660</b>	159600	159601	Green 5 pcs, 10x60cm, 8-ply	65/390
<b>159675</b>			Green 10 pcs, 10x60cm, 8-ply	70/420
<b>159860</b>		159801	Red 5 pcs, 10x60cm, 12-ply	55/330

## SURGICAL SPONGES



Ref. no sterile	Ref. no non-sterile	Ref. no non-sterile*	Description	RET/TRP
<b>150060</b>	150000	150001	Orange 5 pcs, No 0, ø 18mm	200/1200
<b>150160</b>	150100	150101	Yellow 5 pcs, No 1, ø 26 mm	175/1050
<b>150360</b>	150300	150301	Blue 5 pcs, No 3, ø 30 mm	150/900
<b>150460</b>	150400	150401	Grey 5 pcs, No 4, ø 35 mm	100/600
<b>150560</b>	150500	150501	Black 5 pcs, No 5, ø 55 mm	75/450

\*: Non-sterile product packed in consumer pack



## BARRIER® staff clothing

Surgical gowns not only prevent infection of the surgical wound, they must also protect the operating team from liquid contamination.

BARRIER® surgical gowns offer different levels of protection, covering the needs of less invasive operations with fluid repellent material to wet surgery with breathable plastic reinforced front, impermeable sleeves and seams. The toughest conditions can be met with a surgical gown that is impermeable all over.

BARRIER surgical gowns also have very high comfort levels thanks to breathable and soft material.

Wearing apparel is developed to ensure both patient safety and comfort for healthcare professionals. The range of single-use scrub suits and warm-up jackets provides the comfort and quality of wearing fresh clothes every day. Single-use scrub suits contribute to hospital infection control.<sup>3</sup>

The clean air suits provide an effective infection barrier<sup>4</sup> and reduce the flow of skin scales carrying bacteria from staff to the environment. BARRIER headwear provides high comfort and reduces the risk of particles falling into the wound.<sup>5</sup>

Surgical masks are made from highest quality materials. They offer bacterial filtration and splash resistance.<sup>6</sup>

Mölnlycke also provides a supplementary range of clothing for the safety and comfort of hospital staff, patients and visitors. Staff clothing, such as isolation gowns and aprons, supports hospital infection control routines.

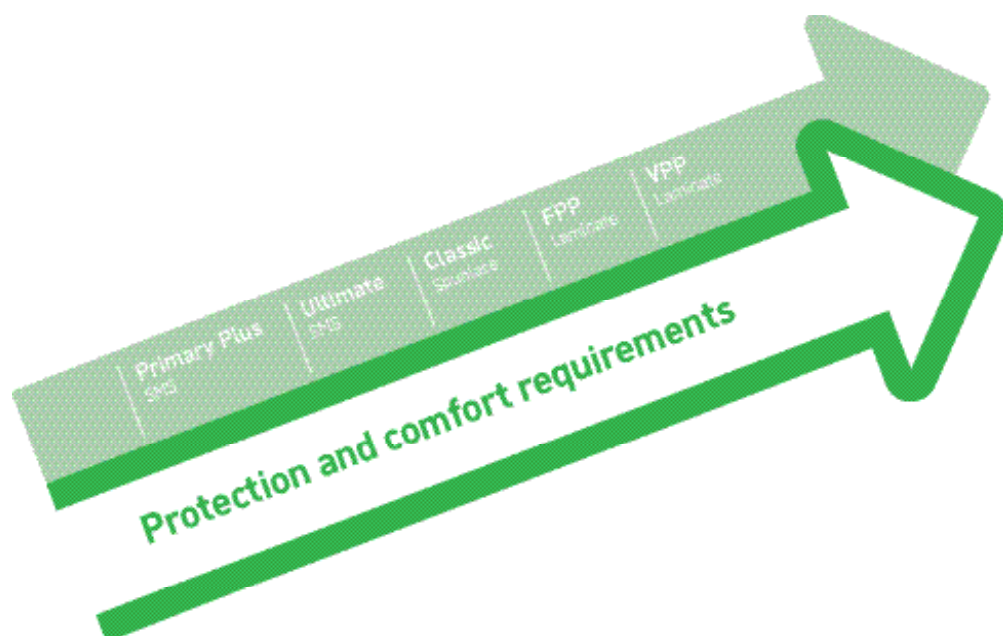
The BARRIER EasyWarm® active self-warming blanket helps to prevent hypothermia in the peri-operative setting.<sup>7</sup>

# Why Mölnlycke BARRIER® Surgical gowns?

Our range has been designed to provide the optimum combination of protection and comfort – from short, low-fluid procedures to long, complicated, high-fluid procedures.

All BARRIER surgical gowns comply with EN 13795-1 standard or high performance and AAMI. The choice of gown depends on the procedure and specified requirements in local settings.

Discover the breadth of your options in different materials and functionality, in standard and advanced designs.



## Our gowns materials and their features

### SPUNLACE

- Breathable textile-like cellulose pulp/polyester nonwoven made with FSC™ certified paper
- Breathable material
- Soft textile like material for increased comfort

### SMS

- Nonwoven polypropylene [spunbond for strength, meltblown for repellency]
- Breathable material
- Low linting

### LAMINATE

- Multiple-ply material, Polyethylene film and polyester/Polyethylene nonwoven
- Breathable material with microporous film that allow air and moisture to move from the body to the outside of the gown
- Polyethylene film prevents fluid penetration
- Comfort layer against the skin for increased comfort
- Low linting
- The laminate materials are free from PFAS

# Donning procedure for surgical gowns

Grasp the sterile gown and step into an area where the gown may be opened without risk of contamination.



1. Put both hands into armholes. Hold the gown away from the body, and allow it to unfold completely.



2. Slip both hands and forearms into armholes and sleeves, keep hands at shoulder level and away from the body.



3a. When open glove donning, pull cuff to thumb level.

3b. When closed, push the hands to the edge of the cuff.



4. The circulating nurse should pull the gown over shoulders, touching only the inside of the gown.



5. Arrange hook and loop fixation.



6. Tie the inner belt of the gown.



7. After gloving, grasp the belt card with both hands, separate the left outer belt from the belt card and keep the belt in the left hand.



8. Hand the belt card to the circulating nurse, then make a three-fourth turn to the left while the circulating nurse extends the outer belt to its full length.




9. Retrieve the outer belt by pulling it out of the belt card held by the circulating nurse and tie it together with the other outer belt on the left hand side.

**SURGICAL GOWN CLASSIC TIE-BACK STANDARD PERFORMANCE**

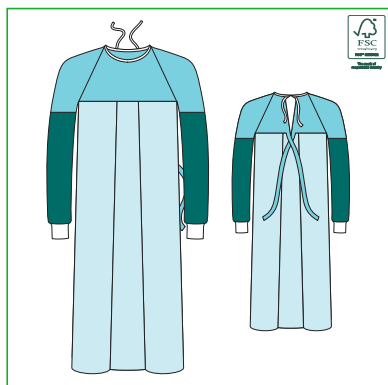

Ref. no sterile	Ref. no non-sterile	Description	RET/TRP
<b>840101</b>	940101	Classic Tie-Back SP, L 121cm, towels, wrapped	20/40
<b>840102</b>	940102	Classic Tie-Back SP, XL-L 145cm, 1 towel	20/40

**SURGICAL GOWN CLASSIC STANDARD PERFORMANCE**


Ref. no sterile	Ref. no non-sterile	Description	RET/TRP
<b>850101</b>	950101	Classic SP, M 121 cm, 2 towels, wrapped	20/40
<b>850102</b>	950102	Classic SP, L 121 cm, 2 towels, wrapped	20/40
<b>850104</b>	-	Classic SP, L-L 131 cm, 2 towels, wrapped	20/40
<b>850103</b>	950103	Classic SP, L-L 131 cm	22/44
<b>850106</b>	950104	Classic SP, XL 132 cm, 2 towels, wrapped	18/36
<b>850108</b>	-	Classic SP, XL-L 145 cm, 2 towels, wrapped	18/36
<b>850107</b>	950105	Classic SP, XL-L 145 cm	18/36
<b>850111</b>	950107	Classic SP, XXL-XL 161 cm, 2 towels, wrapped	16/32
<b>850110</b>	950106	Classic SP, XXL-L 148 cm, 2 towels, wrapped	18/36

**SURGICAL GOWN CLASSIC HIGH PERFORMANCE MADE OF FSC CERTIFIED PAPER**


Ref. no sterile	Ref. no non-sterile	Description	RET/TRP
<b>860101</b>	960101	Classic HP, L 121 cm, 2 towels, wrapped	18/36
<b>860102</b>	960102	Classic HP, L-L 131 cm	18/36
<b>860103</b>	-	Classic HP, L-L 131 cm, , 2 towels, wrapped	18/36
<b>860105</b>	960104	Classic HP, XL 132 cm	18/36
<b>860106</b>	-	Classic HP, XL 132 cm, , 2 towels, wrapped	16/32
<b>860107</b>	960105	Classic HP, XL-L 145 cm	18/36
<b>860108</b>	-	Classic HP, XL-L 145 cm, 2 towels, wrapped	16/32
<b>860110</b>	960107	Classic HP, XXL-L 148 cm, 2 towels, wrapped	16/32
<b>860111</b>	960108	Classic HP, XXL-XL 161 cm, 2 towels, wrapped	16/32

**UROLOGY GOWN CLASSIC HIGH PERFORMANCE MADE OF FSC CERTIFIED PAPER**


Ref. no sterile	Ref. no non-sterile	Description	RET/TRP
<b>870301</b>	970301	Urology Gown HP, L 141cm, 2 towels, wrapped	16/32
<b>870302</b>	970302	Urology Gown HP, XL 160cm, 2 towels, wrapped	16/32



**SURGICAL GOWN ULTIMATE STANDARD PERFORMANCE**


Ref. no sterile	Ref. no non-sterile	Description	RET/TRP
<b>680102</b>	780102	Ultimate SP, L 119cm, 2 towels, wrapped	18/36
<b>680103</b>	780103	Ultimate SP, L-L 134cm, 2 towels, wrapped	16/32
<b>680003</b>	780103	Ultimate SP, L-L 134cm	16/32
<b>680104</b>	780104	Ultimate SP, XL 129cm, 2 towels, wrapped	16/32
<b>680105</b>	780105	Ultimate SP, XL-L 144cm, 2 towels, wrapped	16/32
<b>680005</b>	780105	Ultimate SP, XL-L 144cm	16/32
<b>680106</b>	780106	Ultimate SP, XXL-L 145cm, 2 towels, wrapped	14/28
<b>680006</b>	780106	Ultimate SP, XXL-L 145cm	14/28

**SURGICAL GOWN ULTIMATE HIGH PERFORMANCE**


Ref. no sterile	Ref. no non-sterile	Description	RET/TRP
<b>690102</b>	790102	Ultimate HP, L 119cm, 2 towels, wrapped	16/32
<b>690103</b>	790103	Ultimate HP, L-L 134cm, 2 towels, wrapped	14/28
<b>690003</b>	790103	Ultimate HP, L-L 134cm	14/28
<b>690104</b>	790104	Ultimate HP, XL 129cm, 2 towels, wrapped	14/28
<b>690105</b>	790105	Ultimate HP, XL-L 144cm, 2 towels, wrapped	14/28
<b>690005</b>	790105	Ultimate HP, XL-L 144cm	14/28
<b>690106</b>	790106	Ultimate HP, XXL-L 145cm, 2 towels, wrapped	12/24
<b>690006</b>	790106	Ultimate HP, XXL-L 145cm	12/24
<b>690107</b>	790107	Ultimate HP, XXL-XL 165cm, 2 towels, wrapped	12/24

**SURGICAL GOWN PRIMARY PLUS STANDARD PERFORMANCE**


Ref. no sterile*	Ref. no sterile**	Ref. no non-sterile	Description	RET/TRP
<b>580200</b>	<b>580100</b>	480100	Primary Plus SP, L, 119cm	20/40
<b>580201</b>	<b>580101</b>	480101	Primary Plus SP, L-L, 134cm	18/36
<b>580202</b>	<b>580102</b>	480102	Primary Plus SP, XL, 129cm	18/36
<b>580203</b>	<b>580103</b>	480103	Primary Plus SP, XL-L, 144cm	16/32
<b>580204</b>	<b>580104</b>	480104	Primary Plus SP, XXL-L, 145cm	16/32
<b>580205</b>	<b>580105</b>	480105	Primary Plus SP, XXL-XL, 157cm	16/32
<b>580206</b>	<b>580106</b>	480106	Primary Plus SP, XXL-XXL, 165cm	16/32
* 2 towels +crepe		** no towels		

**SURGICAL GOWN PRIMARY PLUS HIGH PERFORMANCE**


Ref. no sterile*	Ref. no sterile**	Ref. no non-sterile	Description	RET/TRP
<b>590200</b>	<b>590100</b>	490100	Primary Plus HP, L, 119cm	18/36
<b>590201</b>	<b>590101</b>	490101	Primary Plus HP, L-L, 134cm	16/32
<b>590202</b>	<b>590102</b>	490102	Primary Plus HP, XL, 129cm	16/32
<b>590203</b>	<b>590103</b>	490103	Primary Plus HP, XL-L, 144cm	14/28
<b>590204</b>	<b>590104</b>	490104	Primary Plus HP, XXL-L, 145cm	14/28
<b>590205</b>	<b>590105</b>	490105	Primary Plus HP, XXL-XL, 157cm	14/28
* 2 towels +crepe		** no towels		

**SURGICAL GOWN PRIMARY PLUS ISCC STANDARD PERFORMANCE**



Ref. no sterile*	Ref. no non-sterile	Description	RET/TRP
<b>583100</b>	483100	Primary Plus SP, L, 119cm	20/40
<b>583101</b>	483101	Primary Plus SP, L-L, 134cm	18/36
<b>583102</b>	483102	Primary Plus SP, XL, 129cm	18/36
<b>583103</b>	483103	Primary Plus SP, XL-L, 144cm	16/32
<b>583104</b>	483104	Primary Plus SP, XXL-L, 145cm	16/32
<b>583105</b>	483105	Primary Plus SP, XXL-XL, 157cm	16/32
<b>583106</b>	483106	Primary Plus SP, XXL-XXL, 165cm	16/32

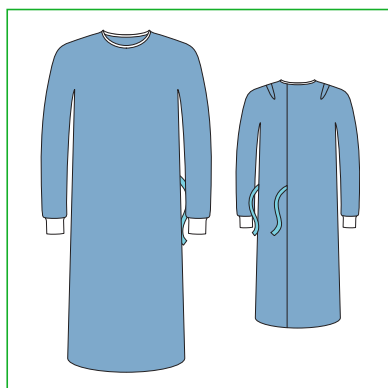
\* no towels

**SURGICAL GOWN PRIMARY PLUS ISCC HIGH PERFORMANCE**



Ref. no sterile*	Ref. no non-sterile	Description	RET/TRP
<b>593100</b>	493100	Primary Plus HP, L, 119cm	18/36
<b>593101</b>	493101	Primary Plus HP, L-L, 134cm	16/32
<b>593102</b>	493102	Primary Plus HP, XL, 129cm	16/32
<b>593103</b>	493103	Primary Plus HP, XL-L, 144cm	14/28
<b>593104</b>	493104	Primary Plus HP, XXL-L, 145cm	14/28
<b>593105</b>	493105	Primary Plus HP, XXL-XL, 157cm	14/28
<b>593106</b>	493106	Primary Plus HP, XXL-XXL, 165 cm	14/28

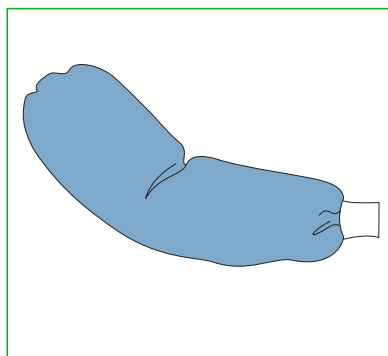
\* no towels

**SURGICAL GOWN FLUID PROTECTION PLUS HIGH PERFORMANCE**


Ref. no sterile	Ref. no non-sterile	Description	RET/TRP
<b>670102</b>	770102	FPP HP L, 121cm, 2 towels, wrapped	32/64
<b>670103</b>	770103	FPP HP L-L, 131cm, 2 towels, wrapped	30/60
<b>670104</b>	770104	FPP HP XL, 132cm, 2 towels, wrapped	28/56
<b>670105</b>	770105	FPP HP XL-L, 145cm, 2 towels, wrapped	28/56
<b>670107</b>	770107	FPP HP XXL-L, 148cm, 2 towels, wrapped	26/52
<b>670106</b>	770106	FPP HP XXL-XL, 161cm, 2 towels, wrapped	26/52

**SURGICAL GOWN VIRUS PROTECTION PLUS**


Ref. no sterile	Ref. no non-sterile	Description	RET/TRP
<b>852400</b>	952400	VPP, L, 122cm, 2 towels, wrapped	14/28
<b>852401</b>	952401	VPP, L-L, 126cm, 2 towels, wrapped	13/26
<b>852402</b>	952402	VPP, XL, 130cm, 2 towels, wrapped	13/26
<b>852403</b>	952403	VPP, XL-L, 135cm, 2 towels, wrapped	12/24
<b>852404</b>	952404	VPP, XXL-L, 140cm, 2 towels, wrapped	11/22
<b>852405</b>	952405	VPP, XXL-XL, 155 cm, 2 towels, wrapped	11/22

**ARM SLEEVE HIGH PERFORMANCE**


Ref. no sterile	Ref. no non-sterile	Description	RET/TRP
<b>623501</b>	-	Arm Sleeve, lenght 48 cm	36/72





## BARRIER® headwear

### Surgical headwear helps to protect patients from surgical site infections<sup>10</sup>

Operating staff should take extra care to cover body parts that pose a threat to the patient due to the risk of foreign particles falling into the surgical wound. This is especially true for the head – and particularly the hair.

Headwear is designed to help prevent foreign particles such as hair or skin scales falling from medical personnel into the wound during surgical interventions. Surgical headwear can help reduce the risk of surgical site infections<sup>11</sup>.

Our wide range of BARRIER® Surgical Headwear offers different styles and fits, covering requirements for many types of operations and different shapes and sizes of heads and hairstyles. BARRIER headwear can help reduce the risk of particles falling into the wound<sup>12</sup>.

## SURGICAL CAP ANNIE



Ref. no	Description	RET/TRP
<b>621500</b>	Surgical Cap L (elastic), mixed colours	150/600
<b>621715</b>	Surgical Cap M (elastic), blue	150/600
<b>621725</b>	Surgical Cap M (elastic), green	150/600
<b>621735</b>	Surgical Cap M (elastic), white	150/600
<b>621815</b>	Surgical Cap L (elastic), blue	150/600
<b>621825</b>	Surgical Cap L (elastic), green	150/600
<b>621835</b>	Surgical Cap L (elastic), white	150/600
<b>621925</b>	Surgical Cap XL (elastic), green	150/600

## SURGICAL CAP CHARLOTTE



Ref. no	Description	RET/TRP
<b>620900</b>	Surgical Cap M (elastic), white	-/200

## SURGICAL CAP EUROCAP



Ref. no	Description	RET/TRP
<b>620800</b>	Surgical Cap one-size (elastic), blue	100/500
<b>620810</b>	Surgical Cap one-size (elastic), green	100/500

## SURGICAL CAP KOSACK



Ref. no	Description	RET/TRP
<b>621000</b>	Surgical Cap one-size (elastic), green	120/960
<b>621001</b>	Surgical Cap one-size (elastic), purple	120/960
<b>621005</b>	Surgical Cap one-size (elastic), blue	120/960

## SURGICAL CAP JACK



Ref. no	Description	RET/TRP
<b>620300</b>	Surgical Cap one-size (elastic), green	150/1200

## SURGICAL CAP PHILIP



Ref. no	Description	RET/TRP
<b>621301</b>	Surgical Cap one-size (tie-band), green	100/500

## SURGICAL CAP FLORY



Ref. no	Description	RET/TRP
<b>620500</b>	Surgical Cap one-size (tie-band), green	100/500

**SURGICAL CAP PEGGY**

Ref. no	Description	RET/TRP
<b>621700</b>	Surgical Cap one-size (elastic), green	120/960

**SURGICAL HOOD**

Ref. no	Description	RET/TRP
<b>70000002</b>	Surgical Hood one-size, blue	40/160

**SURGICAL HOOD TUCK**

Ref. no	Description	RET/TRP
<b>620100</b>	Surgical Hood one-size (tie-band), green	120/960
<b>620105</b>	Surgical Hood one-size (tie-band), blue	100/500

**SURGICAL CAP ANNIE**



Ref. no	Description	RET/TRP
621845	Surgical Cap w/sweatband, L (elastic), green	120/480

**SURGICAL CAP COMMODUS**



Ref. no	Description	RET/TRP
622010	Surgical Cap w/sweatband, one-size (elastic), blue/green/white	60/480

**SURGICAL HOOD GLENN**



Ref. no	Description	RET/TRP
620200	Surgical Hood with collar one-size (sweatband, tie-band), green	40/200



## SURGICAL HOOD GLENN PRO



Ref. no	Description	RET/TRP
620205	Surgical Hood with collar one-size (sweatband, tie-band), blue	35/175

## SURGICAL HOOD ALBIN



Ref. no	Description	RET/TRP
620250	Surgical Hood with collar one-size (sweatband, tie-band), green	60/300

## SURGICAL CAP MISS



Ref. no	Description	RET/TRP
42022	Surgical Cap one-size (elastic), latex, blue	120/960
42023	Surgical Cap one-size (elastic), latex, green	120/960



## SURGICAL CAP TOP NURSE



Ref. no	Description	RET/TRP
42093	Surgical Cap one-size (elastic), latex, green	120/960



**SURGICAL HOOD ALL**



Ref. no	Description	RET/TRP
42073	Surgical Hood one-size (tie-band), green	120/960

**SURGICAL HOOD ALL PRO**



Ref. no	Description	RET/TRP
42074	Surgical Hood one-size (sweatband, tie-band), green	70/560

**SURGICAL HOOD ALL PRO**



Ref. no	Description	RET/TRP
42076	Surgical Hood with collar one-size (sweatband, tie-band), green	50/400

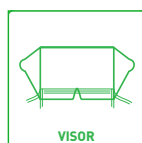
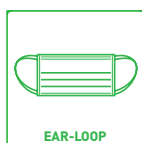


## BARRIER® Medical face masks

### Comfortable protection with BARRIER Medical face masks

Our BARRIER Medical face masks provide bacterial filtration, which reduces the risk of infection<sup>13</sup>. Comfort is another aspect of medical face mask quality. Our medical face masks are made from material that helps to ensure high comfort and low air resistance to avoid irritating the wearer.

- Low breathing resistance makes it easier to breathe and is more comfortable over long periods
- High level of bacterial filtration efficiency reduces the spread of bacteria to the air in the operating theatre
- Splash-resistant medical face masks reduce the risk for the wearer of being exposed to contaminated fluids
- Clear illustrations on all BARRIER Medical face masks boxes to simplify identification for the wearer







Ref. no	Description	RET/TRP
4228	Medical face mask, blue	50/500



EAR-LOOP



Ref. no	Description	RET/TRP
4301	Medical face mask, green	50/600



EAR-LOOP



Ref. no	Description	RET/TRP
4311	Medical face mask, blue	50/600



EAR-LOOP



Ref. no	Description	RET/TRP
657200	Medical face mask, blue	50/600



EAR-LOOP



Ref. no	Description	RET/TRP
4230	Medical face mask, blue	60/600



Ref. no	Description	RET/TRP
4302	Medical face mask, green	50/600



Ref. no	Description	RET/TRP
4312	Medical face mask, blue	50/600



Ref. no	Description	RET/TRP
657000	Medical face mask, blue	60/360



## STANDARD (TYPE II)



Ref. no	Description	RET/TRP
42280	Medical face mask, blue	60/600
42290	Medical face mask, green	60/600



Ref. no	Description	RET/TRP
4237	Medical face mask, floral	60/600



## SPECIAL (TYPE II)



Ref. no	Description	RET/TRP
4231	Medical face mask, blue	60/600



Ref. no	Description	RET/TRP
4238	Medical face mask, green	60/600





Ref. no	Description	RET/TRP
657100	Medical face mask, blue	60/360



Ref. no	Description	RET/TRP
658200	Medical face mask, green	50/500



Ref. no	Description	RET/TRP
658000	Medical face mask, green	60/600



Ref. no	Description	RET/TRP
658300	Medical face mask, white	60/600



## SPECIAL (TYPE II)



Ref. no	Description	RET/TRP
658010	Medical face mask, green	60/600



## EXTRA PROTECTION (TYPE IIR)



Ref. no	Description	RET/TRP
4224	Medical face mask, blue	50/500



Ref. no	Description	RET/TRP
4315	Medical face mask, blue	50/600



Ref. no	Description	RET/TRP
4313	Medical face mask, blue	50/600







Ref. no	Description	RET/TRP
658391	Medical face mask, white	50/500



TIE-BAND



ANTI-FOG



CUP-KEEPER



Ref. no	Description	RET/TRP
4234	Medical face mask, blue	50/500



TIE-BAND



ANTI-FOG



Ref. no	Description	RET/TRP
4236	Medical face mask, lavender	50/500



TIE-BAND



ANTI-FOG



Ref. no	Description	RET/TRP
4291	Medical face mask, blue	50/500



TIE-BAND



ANTI-FOG



Ref. no	Description	RET/TRP
4232	Medical face mask, blue	50/200



TIE-BAND



ANTI-FOG



VISOR



Ref. no	Description	RET/TRP
4267	Medical face mask, blue	50/200



EAR-LOOP



ANTI-FOG



VISOR

## MEDICAL FACE MASKS / PERSONAL PROTECTION



Ref. no	Description	RET/TRP
<b>42902</b>	Filtering half mask FFP1, white	20/200



Ref. no	Description	RET/TRP
<b>42904</b>	Filtering half mask FFP2, white	20/200



Ref. no	Description	RET/TRP
<b>42926</b>	Filtering half mask FFP3, white	20/360

## FACE SHIELDS



Ref. no	Description	RET/TRP
<b>1710</b>	Face Shield, 33x22 cm	25/100
<b>1711</b>	Face Shield, 33x17 cm	25/100





Ref. no	Description	ear-loop	tie-band	cup-keeper	anti-fog	Visor	RET/TRP	Colour
MEDICAL FACE MASKS / STANDARD (TYPE II)								
4228	Medical face mask, blue	•					50/500	•
4301	Medical face mask, green	•					50/600	•
4311	Medical face mask, blue	•					50/600	•
657200	Medical face mask, blue	•					50/600	•
4230	Medical face mask, blue		•				60/600	•
4302	Medical face mask, green		•				50/600	•
4312	Medical face mask, blue		•				50/600	•
657000	Medical face mask, blue		•				60/360	•
42280	Medical face mask, blue		•				60/600	•
42290	Medical face mask, green		•				60/600	•
4237	Medical face mask, floral		•				60/600	•
MEDICAL FACE MASKS / SPECIAL (TYPE II)								
4231	Medical face mask, blue		•		•		60/600	•
4238	Medical face mask, green		•		•		60/600	•
657100	Medical face mask, blue		•				60/360	•
658200	Medical face mask, green	•		•			50/500	•
658000	Medical face mask, green		•	•			60/600	•
658300	Medical face mask, white		•	•			60/600	○
658010	Medical face mask, green		•	•	•		60/600	•
MEDICAL FACE MASKS / EXTRA PROTECTION (TYPE IIR)								
4224	Medical face mask, blue	•			•		50/500	•
4315	Medical face mask, blue	•					50/600	•
4313	Medical face mask, blue		•				50/600	•
658391	Medical face mask, white		•	•	•		50/500	○
4234	Medical face mask, blue		•		•		50/500	•
4236	Medical face mask, lavender		•		•		50/500	•
4291	Medical face mask, blue		•		•		50/500	•
4232	Medical face mask, blue		•		•	•	50/200	•
4267	Medical face mask, blue	•			•	•	50/200	•
MEDICAL FACE MASKS / PERSONAL PROTECTION								
42902	Filtering half mask FFP1, white						20/200	○
42904	Filtering half mask FFP2, white						20/200	○
42926	Filtering half mask FFP3, white						20/360	○



## Donning guide: Surgical mask with ear-loop

- A. Put your fingers through the ear-loops. The nose clip should be positioned at the top. Place the mask over your nose and mouth
- B. Position the ear-loops around the ears. Pull the mask from the top and bottom to fully unfold the pleats of the surgical mask. This will provide maximum coverage of the face and minimise the layers you have to breathe through
- C. Form the nose clip over the bridge of the nose to minimise air leakage
- D. Ears and hair should be covered with an appropriate choice of headwear to minimise spread of hair and other particles. If there is a risk of fluid splashes ensure that you select a four layer splash resistant surgical mask. Change surgical mask when contaminated as well as between operations
- E. Dispose the surgical mask after use



## Donning guide: Surgical mask with tie-band

- A. Pre-form the nose-clip. Place the surgical mask on your face making sure to cover your nose and mouth
- B. Position the upper tie-bands at the crown of your head and tighten securely to minimise air leakage
- C. Position the lower tie-bands at the nape of your neck and tighten
- D. Always unfold the mask fully to minimise the number of layers you have to breathe through
- E. Change surgical mask when contaminated as well as between operations
- F. When there is a risk of fluid splashes use a splash resistant surgical mask and protective eyewear or a splash resistant surgical mask with a visor
- G. Dispose the surgical mask after use





## Donning guide: Surgical mask with visor

If there is a risk of fluid splashes ensure that you select either a four layer splash resistant surgical mask with visor or a four layer splash resistant surgical mask and eyewear.

- A. Before putting on the surgical mask, pre-fold the visor at the edges to achieve optimal protection from side splashes that could potentially come into contact with the eyes.
- B. Pre-form the nose-clip.
- C. Pull the mask from the top and bottom to fully unfold the pleats of the surgical mask.
- D. Place the surgical mask on your face making sure to cover your nose and mouth.
- E. Position the upper tie-bands at the crown of your head and tighten securely to minimize air leakage.
- F. Position the lower tie-bands at the nape of your neck and tighten.
- G. Always unfold the mask fully to minimize the number of layers you have to breathe through.
- H. Change surgical mask when contaminated as well as between operations.
- I. Dispose of the surgical mask after use.



## BARRIER® scrub suits

With Mölnlycke®, you can look forward to high quality scrub suit solutions that won't let you down. Our portfolio includes a wide range of scrub suits, warm-up jackets and clean air suits, to meet the specific needs and preferences

of your hospital and team. The model, comfort level, colour and size – well, it's up to you.

### Did you know?

Mölnlycke® BARRIER® scrub suits are

CE marked medical devices and are produced with low-linting material in a controlled clean environment. Our secure production and packaging process ensures top quality and reliable protection – every time.





### Warm-up Jacket

*Extra comfort*

Unisoft® material that offers extra comfort and softness. Thermal comfort with long sleeves. Ergonomically positioned pockets and a size range from S to XXL.



### Warm-up Jacket

*Extra comfort*

Unisoft® material that offers extra comfort and softness. Thermal comfort with medium sleeves to allow for disinfection of lower arms. Ergonomically positioned pockets and a size range from S to XXL.



### Clean Air Suit

Designed for functionality with several large pockets and an absorbent and soft inner layer, for increased comfort. Available in size range from XS to XXXL. Contributes to the creation of ultra clean air<sup>15, 16, 17, 18</sup> and significantly reduces both CFU and particle count<sup>15</sup>. This is particularly important in orthopaedic, implant and paediatric interventions.



### Scrub Suit with cuffs

*Extra comfort*

Unisoft® material that offers extra comfort and softness, fashionable design and ergonomically designed pockets. XS to XL, with separately packed shirt and trousers to allow individual selection of sizes. Cuffs in sleeves, legs and in waist.



### Scrub Suit

*Extra comfort*

Unisoft® material that offers extra comfort and softness, fashionable design and ergonomically designed pockets. A large range from XS to XXXXL, with separately packed shirt and trousers to allow individual selection of sizes.



### Scrub Suit

*Basic*

Made of comfortable nonwoven in a unisex design. Available in six sizes from XS to XXL. Scissor and pen-holder in one of the three convenient pockets on the shirt.



*'My surgical team has had very pleasant experiences with scrub suits from Mölnlycke.'*

Prof. Dr. Jürgen Beck, Deputy Medical Director  
Inselspital, Bern, Switzerland

The choice is clear

# Making things easier, better and more efficient

When it comes to your scrub suits, everything should just flow smoothly and seamlessly – from cost control to timely supply. Always with one goal in mind: to contribute to safety and efficiency, while making things easier for you.

*'In our feasibility study, single-use scrub suits received more positive feedback than reusable clothing. The study's results motivated management to decide in favour of single-use scrubs.'*

Nicole Söll,  
Medical Documentalist, Inselspital, Bern, Switzerland

## Cost effective

A smart investment. No need for a costly laundering process, whether onsite or outsourced. No need to pay for scrub suit replacement or repair. Simply put, full transparency – and no hidden costs.

## High quality

BARRIER® Scrub Suits are CE marked medical devices and are produced with low-linting material in a controlled clean environment. Our secure production and packaging process ensures top quality and reliable protection – every time.

## Timely supply

Thanks to reliable deliveries, your staff will always have the right scrub suits, when they need it. Always fresh and ready to use. Timely supply streamlines stock-keeping and frees you from dependence on the laundry's capabilities.

---

**Our goal is that you never have to think or worry about scrub suits. Yes, it's a big ambition – but it sums up our commitment to you and to developing solutions that matter.**

---

## SCRUB SUIT BASIC, SHIRT, GREEN



Ref. no	Description	RET/TRP
839105	XS	-/45
839109	S	-/45
839209	M	-/45
839309	L	-/45
839409	XL	-/45
839459	XXL	-/30

## SCRUB SUIT BASIC, DRAWSTRING PANTS, GREEN



Ref. no	Description	RET/TRP
839505	XS	-/45
839509	S	-/45
839609	M	-/45
839709	L	-/45
839809	XL	-/45
839859	XXL	-/30

## SCRUB SUIT (PANTS AND SHIRT SET), BLUE



Ref. no	Description	RET/TRP
836009	Set XS	-/50
836109	Set S	-/45
836209	Set M	-/45
836309	Set L	-/45
836409	Set XL	-/45
836509	Set XXL	-/35

## SCRUB SUIT (PANTS AND SHIRT SET), PURPLE



Ref. no	Description	RET/TRP
832009	Set XS	-/50
832109	Set S	-/45
832209	Set M	-/45
832309	Set L	-/45
832409	Set XL	-/45
832509	Set XXL	-/35



**SCRUB SUIT EXTRA COMFORT, SHIRT, BLUE**


Ref. no	Description	RET/TRP
21600	XS	/48
21610	S	/48
21620	M	/48
21630	L	/48
21640	XL	/48
21650	XXL	/48
21660	XXXL	/48
21670	XXXXL	/48

**SCRUB SUIT EXTRA COMFORT, DRAWSTRING PANTS, BLUE**


Ref. no	Description	RET/TRP
21700	XS	/48
21710	S	/48
21720	M	/48
21730	L	/48
21740	XL	/48
21750	XXL	/48
21760	XXXL	/48
21770	XXXXL	/48

**SCRUB SUIT EXTRA COMFORT, SHIRT, GREEN**


Ref. no	Description	RET/TRP
18600	XS	/48
18610	S	/48
18620	M	/48
18630	L	/48
18640	XL	/48
18650	XXL	/48
18660	XXXL	/48
18670	XXXXL	/48

**SCRUB SUIT EXTRA COMFORT, DRAWSTRING PANTS, GREEN**


Ref. no	Description	RET/TRP
18700	XS	/48
18710	S	/48
18720	M	/48
18730	L	/48
18740	XL	/48
18750	XXL	/48
18760	XXXL	/48
18770	XXXXL	/48

SCRUB SUIT EXTRA COMFORT, SHIRT WITH CUFFS IN SLEEVE AND WAIST, GREEN



Ref. no	Description	RET/TRP
22600	XS	/48
22610	S	/48
22620	M	/48
22630	L	/48
22640	XL	/48

SCRUB SUIT EXTRA COMFORT, DRAWSTRING PANTS WITH CUFFS IN LEGS, GREEN



Ref. no	Description	RET/TRP
22700	XS	/48
22710	S	/48
22720	M	/48
22730	L	/48
22740	XL	/48



## BARRIER® Clean air suit.

You take patient safety seriously – always striving for the best possible outcome. Still, one out of 20 patients risk a surgical site infection<sup>20</sup>, causing trauma and unnecessary suffering for patients and costing more than 12 billion USD annually<sup>21\*</sup>.

Reducing the number of SSIs matters. An SSI could, for example, mean the patient spends six months in bed with a deep tissue infection, occupying resources that could have been used for other patients. When it all could have been prevented.

80% of bacteria come from the air<sup>23</sup>. Finding ways to decrease counts of airborne bacteria in the operating room (OR) is therefore an essential component in the prevention of SSIs<sup>24</sup>. This is particularly important in orthopaedic, implant and paediatric interventions. Aiming for ultra-clean air is at the heart of this effort. Perhaps you have even invested in laminar airflow. But that alone may not be enough<sup>16</sup>.

### Clean air suits are preferable

Ultra-clean air is achieved by a combination of factors. Staff clothing is one of

them. In fact, clean air suits should be used, even if laminar airflow is installed. The reason is clear: one of the main sources of airborne microorganisms is people in the OR (patients and personnel)<sup>25</sup>.

Clean air suits reduce contamination by personnel, helping to maintain ultra-clean air<sup>15</sup>.

\*In Europe the annual cost has been reported from 1.81 to 23.47 billion EUR.<sup>21</sup>





**WHY BARRIER®  
CLEAN AIR SUIT**

- Lowest CFU/m<sup>3</sup><sup>15</sup>
- Protection efficiency is higher<sup>15</sup>
- BARRIER Clean Air Suit is preferable<sup>15</sup>

**CLEAN AIR SUIT SHIRT WITH COMFORT LAYER AND CUFFS IN SLEEVE AND WAIST, BLUE**



Ref. no	Description	RET/TRP
842000	XS	-/28
842100	S	-/26
842200	M	-/22
842300	L	-/20
842400	XL	-/18
842500	XXL	-/18
842600	XXXL	-/16

**CLEAN AIR SUIT TROUSERS WITH DRAWSTRING WAIST, COMFORT LAYER, AND CUFFS IN LEGS, BLUE**



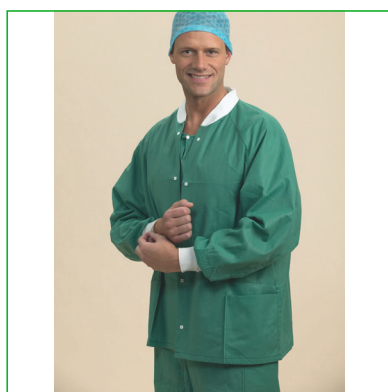
Ref. no	Description	RET/TRP
843000	XS	-/28
843100	S	-/26
843200	M	-/22
843300	L	-/20
843400	XL	-/18
843500	XXL	-/18
843600	XXXL	-/16

## WARM UP JACKET EXTRA COMFORT, MEDIUM SLEEVE, GREEN



Ref. no	Description	RET/TRP
18300	S	-/48
18310	M	-/48
18320	L	-/48
18330	XL	-/48
18340	XXL	-/48

## WARM UP JACKET EXTRA COMFORT, LONG SLEEVE, GREEN



Ref. no	Description	RET/TRP
18001	S	-/48
18010	M	-/48
18020	L	-/48
18030	XL	-/48
18040	XXL	-/48
18050	XXXL	-/48

## WARM UP JACKET EXTRA COMFORT, LONG SLEEVE, BLUE



Ref. no	Description	RET/TRP
28000	S	-/48
28010	M	-/48
28020	L	-/48
28030	XL	-/48
28040	XXL	-/48
28050	XXXL	-/48

**BASIC PATIENTSHIRT**



Ref. no	Description	RET/TRP
616550	Patient Shirt, sleeveless, Blue	10/120
616560	Patient Shirt, short sleeve, Blue	10/120

**BARRIER® EASYWARM® ACTIVE SELF WARMING BLANKET**



Ref. no	Description	RET/TRP
629900	Active Self Warming Blanket 92x152cm	-/10

**BARRIER® EASYWARM® + ACTIVE SELF WARMING BLANKET**



Ref. no	Description	RET/TRP
629910	Active Self Warming Blanket 110/150x200cm	-/7

**SINGLE-USE NONWOVEN BLANKET**



Ref. no	Description	RET/TRP
629998	Single-Use Nonwoven Blanket, 130x95cm, white	-/40
629999	Single-Use Nonwoven Blanket, 130x190cm, white	-/20

**PATIENT LEG STOCKING, WHITE**



Ref. no	Description	RET/TRP
629993	Patient Leg Stocking, white	-/74

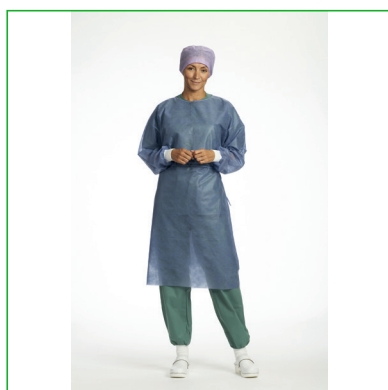


## PROTECTIVE GOWN



Ref. no	Description	RET/TRP
<b>1901</b>	Protective gown, L, yellow	-/50
<b>1902</b>	Protective gown, L, blue	-/50
<b>1903</b>	Protective gown, L, green	-/50
<b>1904</b>	Protective gown, L, white	-/50
<b>1905</b>	Protective gown, L, dark blue	-/50
<b>1921</b>	Protective gown, XL, yellow	-/50
<b>1922</b>	Protective gown, XL, blue	-/50
<b>1923</b>	Protective gown, XL, green	-/50
<b>1924</b>	Protective gown, XL, white	-/50
<b>1925</b>	Protective gown, XL, dark blue	-/50

## PROTECTIVE GOWN WITH CUFF




Ref. no	Description	RET/TRP
<b>19055</b>	Protective gown with cuff, L	-/50
<b>19255</b>	Protective gown with cuff, XL	-/45

## STERILE PROTECTIVE GOWN



Ref. no	Description	RET/TRP
<b>616641</b>	Protective gown, with cuff L, 1 towel, dark blue	28/56
<b>616650</b>	Protective gown with cuff L, dark blue	26/52

## IMPERVIOUS ISOLATION GOWN



Ref. no	Description	RET/TRP
<b>1931</b>	Impervious gown with cuff L, yellow	-/50
<b>1932</b>	Impervious gown with cuff L, blue	-/50
<b>1933</b>	Impervious gown with cuff XL, yellow	-/40
<b>1934</b>	Impervious gown with cuff XL, blue	-/40



## ISOLATION GOWN AAMI2



Ref. no	Description	RET/TRP
<b>1301</b>	Isolation gown AAMI2, M, blue	-/120
<b>1302</b>	Isolation gown AAMI2, M, yellow	-/120
<b>1311</b>	Isolation gown AAMI2, L, blue	-/90
<b>1312</b>	Isolation gown AAMI2, L, yellow	-/90
<b>1321</b>	Isolation gown AAMI2, XL, blue	-/90
<b>1322</b>	Isolation gown AAMI2, XL, yellow	-/90
<b>1331</b>	Isolation gown AAMI2, XXL, blue	-/90
<b>1332</b>	Isolation gown AAMI2, XXL, yellow	-/90

## IMPERVIOUS ISOLATION GOWN, BREATHABLE BACK, AAMI2



Ref. no	Description	RET/TRP
<b>1001</b>	Impervious isolation gown AAMI2, M, blue	-/120
<b>1002</b>	Impervious isolation gown AAMI2, M, yellow	-/120
<b>1011</b>	Impervious isolation gown AAMI2, L, blue	-/80
<b>1012</b>	Impervious isolation gown AAMI2, L, yellow	-/80
<b>1021</b>	Impervious isolation gown AAMI2, XL, blue	-/60
<b>1022</b>	Impervious isolation gown AAMI2, XL, yellow	-/60
<b>1031</b>	Impervious isolation gown AAMI2, XXL, blue	-/60
<b>1032</b>	Impervious isolation gown AAMI2, XXL, yellow	-/60

## PROTECTIVE APRON



Ref. no	Description	RET/TRP
<b>613350</b>	Protective Apron 140x81cm, plastic	100/500

## PROTECTIVE APRON



Ref. no	Description	RET/TRP
<b>613000</b>	Protective Apron 115x75cm, 2-ply laminate	-/200
<b>613100</b>	Protective Apron 145x75cm, 2-ply laminate	-/150

## SHOE COVER



Ref. no	Description	RET/TRP
<b>359000</b>	Shoe Cover, plastic blue	100/1000

## SHOE COVER



Ref. no	Description	RET/TRP
<b>359010</b>	Shoe Cover, nonwoven white	-/400

Choose a glove  
equal **to the task**  
you perform



## Biogel® gloves

Biogel® is one of the world's leading brands for high quality, technically advanced surgical gloves for healthcare professionals. It is the brand with the unique Biogel inner polymer coating and the first powder-free surgical glove to allow easy damp donning. Biogel Indicator Systems provides best-in-class protection with a clear, fast and large puncture indication. Immediate detection means safety for both you and the patient and the protection you trust. Biogel gloves have an Acceptable Quality Level

(AQL) for freedom from holes of 0,65 after packaging and together with an 100% air-inflation test it gives you , a security feature that helps minimise the risk to both patient and healthcare workers from blood-borne pathogens, including HIV and hepatitis viruses.

Biogel is tested in accordance to the EN 455 standard for endotoxins and has a low endotoxin level <20 EU/pair, which may reduce the risk of post-operative complications.

Biogel gloves has been exclusively powder-free for over 20 years. Manufactured and packed in a powder-free facility, these gloves can be used in any common surgical procedure with no risk of powder contamination.

## Biogel® gloves designed to support precision

### Unique Biogel coating

Biogel gloves' coating provides superior donning ability, even with damp hands.

### Biogel quality

Every Biogel glove is air inflation tested and visually inspected for quality and user confidence. Biogel has an AQL freedom from holes of 0,65 after packaging.

### Biogel natural rubber latex powder-free surgical gloves

Because powdered gloves release more airborne natural rubber latex (NRL) proteins than any other medical product, all Biogel gloves are powder-free to help minimise the risk of NRL sensitivity. Powder has also been known to potentially cause post-operative complications in patients and skin dermatitis in healthcare workers<sup>27,28</sup>.



### Biogel synthetic surgical gloves

While natural rubber latex (NRL) is the gold standard in providing unsurpassed barrier protection, today's synthetic surgical gloving options offer barrier protection properties and fit, feel and comfort similar or comparable to natural rubber latex. The Biogel range of synthetic surgical gloves is available in polyisoprene, which shares a molecular structure similar to NRL. Biogel surgical gloves are also available in synthetic polychloroprene.

### Biogel® Indicator® Systems

Glove perforations can have serious consequences in today's healthcare environment. The American College of Surgeons states: "Double-gloving does help to cut down, by a factor of 10, the number of potential exposures."<sup>29</sup> With 92% of all punctures going unnoticed by surgeons, the Biogel® Indicator Systems has a 97% accuracy rate in identifying punctures.<sup>30</sup>

The Biogel product line offers several different Biogel® Indicator Systems, featuring a colour indication technology, that will alert the practitioner to punctures in a clear, fast and large way if they should occur when fluid is present. This best-in-class indication makes Biogel Indicator Systems to a perfect solution for all surgical procedures.


The Biogel® Indicator System is available in both NRL and synthetic polyisoprene and polychloroprene.

### How Biogel Indicator Systems work

- Two gloves are worn: a Biogel Indicator inner glove (in NRL green and in synthetic blue) and a straw colored Biogel outer glove in the same material as the inner glove.
- If the outer glove is punctured and fluid penetrates between the two gloves, a dark patch alerts the wearer to the puncture.

Don't let glove perforations go undetected. Let the Biogel® Indicator System alert you in a clear, fast and large way with visible evidence of a perforation, in the presence of fluid, as it happens.

# Our puncture indication system is unique



---

## Clear, fast and large, protection you can see

We want you to see a glove puncture as soon as it occurs. So you can quickly change gloves and continue the procedure without compromising your protection or the patient's.

Biogel® Indicator® System is designed, so you can see the punctured area faster, larger and more clearly.

If the overglove is punctured, fluid penetrates between the two gloves, creating a dark patch, that grows rapidly and alerts the wearer to a puncture.

### Clear

---

The inner glove colour physics are purposeful, selected to trigger sensitivity in the human eye. The outer gloves are opaque, so when punctured they alert you by showing the colour of the underglove<sup>30</sup>.

### Fast

---

The patented glove surface treatment highlights the puncture spot immediately by spreading trapped fluid to create a visible indication that grows quickly<sup>30</sup>.

### Large

---

The indication spot grows large so you can see it quickly – and so others can see it from a distance in case it's outside your direct line of sight<sup>30</sup>.



*'To clinicians who don't double-glove, I say, 'Do it!' It's such a simple way to protect yourself and everyone else.'*

Julie Karlsson, Trauma Nurse



## How can **we help you?**

Our surgical sales specialists helps you implement a double-gloving policy – with a seamless and worry-free process. They'll work with you to match the right material, features and sizes to your team's exact needs.

We will support you with evaluations and educational programmes. We can also help as well as guide you on important healthcare topics such as infection prevention, recommended practices and the proper use of surgical gloves. Our team can even help you increase OR efficiency and safety through education on correct glove-use, glove standardisation and understanding.

**'It's simple, really. Double-gloving is about security for the staff, the patient and the hospital. Cost should never determine whether you double-glove.'**

Julie Karlsson, Trauma Nurse

Puncture indication. **Clear. Fast. Large.**



### Biogel Eclipse®

751



Ref. no sterile	Description	Size	RET/TRP
<b>75155</b>	Biogel Eclipse	5.5	50/200
<b>75160</b>	Biogel Eclipse	6.0	50/200
<b>75165</b>	Biogel Eclipse	6.5	50/200
<b>75170</b>	Biogel Eclipse	7.0	50/200
<b>75175</b>	Biogel Eclipse	7.5	50/200
<b>75180</b>	Biogel Eclipse	8.0	50/200
<b>75185</b>	Biogel Eclipse	8.5	50/200
<b>75190</b>	Biogel Eclipse	9.0	40/160

Recommended for all surgical procedures. Biogel Eclipse® can be used alone or as exchange glove, to maintain the color indication systems accuracy when the outer glove in the Biogel Eclipse® Indicator® System (REF 607) has been punctured. Noticeably softer than Biogel® Surgeons, Biogel Eclipse offers excellent barrier protection as well as feel, fit and comfort. Biogel Eclipse® is a NRL glove that can raise the level of gloving comfort with improved fit and feel.

### Biogel Eclipse® Indicator® System

607



Ref. no sterile	Description	Size	RET/TRP
<b>60755</b>	Biogel Eclipse Indicator	5.5	25x2/100
<b>60760</b>	Biogel Eclipse Indicator	6.0	25x2/100
<b>60765</b>	Biogel Eclipse Indicator	6.5	25x2/100
<b>60770</b>	Biogel Eclipse Indicator	7.0	25x2/100
<b>60775</b>	Biogel Eclipse Indicator	7.5	25x2/100
<b>60780</b>	Biogel Eclipse Indicator	8.0	25x2/100
<b>60785</b>	Biogel Eclipse Indicator	8.5	25x2/100

Recommended for all surgical procedures. The Biogel Eclipse® Indicator® System is designed to ensure best possible indication when double-gloving. Use the Biogel Eclipse® (REF 751) as exchange glove to maintain the color indication systems accuracy when the outer glove in the Biogel Eclipse® Indicator® System has been punctured. Noticeably softer than Biogel surgeons. The inner glove is green in color to provide immediate detection of perforation and its smooth surface is specifically engineered to allow you to quickly and easily don the outer glove.

### Biogel® Surgeons

822



Ref. no sterile	Description	Size	RET/TRP
<b>82255</b>	Biogel Surgeons	5.5	50/200
<b>82260</b>	Biogel Surgeons	6.0	50/200
<b>82265</b>	Biogel Surgeons	6.5	50/200
<b>82270</b>	Biogel Surgeons	7.0	50/200
<b>82275</b>	Biogel Surgeons	7.5	50/200
<b>82280</b>	Biogel Surgeons	8.0	50/200
<b>82285</b>	Biogel Surgeons	8.5	50/200
<b>82290</b>	Biogel Surgeons	9.0	40/160

Recommended for all surgical procedures and other specialties that do not require unique characteristics. Sterile, powder-free natural rubber latex gloves for excellent barrier protection in general surgical procedures.

### Biogel® Surgeons

961



Ref. no sterile	Description	Size	RET/TRP
96155	Biogel Surgeon	5.5	50/200
96160	Biogel Surgeon	6.0	50/200
96165	Biogel Surgeon	6.5	50/200
96170	Biogel Surgeon	7.0	50/200
96175	Biogel Surgeon	7.5	50/200
96180	Biogel Surgeon	8.0	50/200
96185	Biogel Surgeon	8.5	50/200
96190	Biogel Surgeon	9.0	40/160

Recommended for all surgical procedures and other specialties that do not require unique characteristics.  
Sterile, powder-free natural rubber latex gloves for excellent barrier protection in general surgical procedures.

### Biogel® M

823



Ref. no sterile	Description	Size	RET/TRP
82355	Biogel M	5.5	50/200
82360	Biogel M	6.0	50/200
82365	Biogel M	6.5	50/200
82370	Biogel M	7.0	50/200
82375	Biogel M	7.5	50/200
82380	Biogel M	8.0	50/200
82385	Biogel M	8.5	50/200
82390	Biogel M	9.0	40/160

Sterile, powder-free natural rubber latex gloves for excellent barrier protection in surgical procedures and with an extra grip when preferred or needed.

### Biogel® Super-Sensitive

825



Ref. no sterile	Description	Size	RET/TRP
82555	Biogel Super-Sensitive	5.5	50/200
82560	Biogel Super-Sensitive	6.0	50/200
82565	Biogel Super-Sensitive	6.5	50/200
82570	Biogel Super-Sensitive	7.0	50/200
82575	Biogel Super-Sensitive	7.5	50/200
82580	Biogel Super-Sensitive	8.0	50/200
82585	Biogel Super-Sensitive	8.5	50/200
82590	Biogel Super-Sensitive	9.0	40/160

Sterile, powder-free natural rubber latex gloves for excellent barrier protection in surgical procedures and with an improved tactile sensitivity when preferred or needed.



### Biogel® Dental Sterile

99990



Ref. no sterile	Description	Size	RET/TRP
9999055	Biogel Dental sterile	5.5	10/100
9999060	Biogel Dental sterile	6.0	10/100
9999065	Biogel Dental sterile	6.5	10/100
9999070	Biogel Dental sterile	7.0	10/100
9999075	Biogel Dental sterile	7.5	10/100
9999080	Biogel Dental sterile	8.0	10/100
9999085	Biogel Dental sterile	8.5	10/100
9999090	Biogel Dental sterile	9.0	10/100

Recommended for all surgical dental procedures.  
Sterile, powder-free natural rubber latex dental gloves.

### Biogel® Dental

56XX



Ref. no sterile	Description	Size	RET/TRP
5636	Biogel Dental	5.5	25/150
5637	Biogel Dental	6.0	25/150
5638	Biogel Dental	6.5	25/150
5639	Biogel Dental	7.0	25/150
5640	Biogel Dental	7.5	25/150
5641	Biogel Dental	8.0	25/150
5642	Biogel Dental	8.5	25/150
5643	Biogel Dental	9.0	25/150

Recommended for all clinical dental procedures.  
Non-sterile, powder-free natural rubber latex dental gloves.

### Biogel® Diagnostic

56XX



Ref. no sterile	Description	Size	RET/TRP
5653	Biogel Diagnostic	5.5	25/150
5654	Biogel Diagnostic	6.0	25/150
5655	Biogel Diagnostic	6.5	25/150
5656	Biogel Diagnostic	7.0	25/150
5657	Biogel Diagnostic	7.5	25/150
5658	Biogel Diagnostic	8.0	25/150
5659	Biogel Diagnostic	8.5	25/150
5660	Biogel Diagnostic	9.0	25/150

Recommended for all clinical procedures.  
Non-sterile, powder-free natural rubber latex gloves.

### Biogel® PI Micro

485



Ref. no sterile	Description	Size	RET/TRP
48555	Biogel PI Micro	5.5	50/200
48560	Biogel PI Micro	6.0	50/200
48565	Biogel PI Micro	6.5	50/200
48570	Biogel PI Micro	7.0	50/200
48575	Biogel PI Micro	7.5	50/200
48580	Biogel PI Micro	8.0	50/200
48585	Biogel PI Micro	8.5	50/200
48590	Biogel PI Micro	9.0	40/160

Sterile, powder-free synthetic polyisoprene gloves. Recommended for all surgical procedures where allergy against natural rubber latex (Type I) is a concern for patients and clinicians or when extra tactile sensitivity is requested. Biogel® PI Micro can be used alone or as exchange glove to maintain the color indication systems accuracy when the outer glove in the Biogel® PI Micro Indicator® System (REF483) has been punctured. It is typically 20% thinner than Biogel PI UltraTouch.

### Biogel® PI Micro Indicator® System

483



Ref. no sterile	Description	Size	RET/TRP
48355	Biogel PI Micro Indicator	5.5	25x2/100
48360	Biogel PI Micro Indicator	6.0	25x2/100
48365	Biogel PI Micro Indicator	6.5	25x2/100
48370	Biogel PI Micro Indicator	7.0	25x2/100
48375	Biogel PI Micro Indicator	7.5	25x2/100
48380	Biogel PI Micro Indicator	8.0	25x2/100
48385	Biogel PI Micro Indicator	8.5	25x2/100

Sterile, powder-free synthetic polyisoprene gloves. Recommended for all surgical procedures or surgeries where natural rubber latex allergies (Type I) are a concern for the patients or clinicians, or when extra tactile sensitivity is requested. Use the Biogel® PI Micro (REF 485) as exchange glove to maintain the color indication systems accuracy when the outer glove in the Biogel® PI Micro Indicator® System has been punctured. Typically 20% thinner than Biogel PI Indicator system. The inner glove is blue in color to provide immediate detection of perforation and its smooth surface is specifically engineered to allow you to quickly and easily don the outer glove.

### Biogel® PI UltraTouch®

409



Ref. no sterile	Description	Size	RET/TRP
40955	Biogel PI UltraTouch	5.5	50/200
40960	Biogel PI UltraTouch	6.0	50/200
40965	Biogel PI UltraTouch	6.5	50/200
40970	Biogel PI UltraTouch	7.0	50/200
40975	Biogel PI UltraTouch	7.5	50/200
40980	Biogel PI UltraTouch	8.0	50/200
40985	Biogel PI UltraTouch	8.5	50/200
40990	Biogel PI UltraTouch	9.0	40/160

Sterile, powder-free synthetic polyisoprene gloves. Recommended for surgical procedures where allergy against natural rubber latex (Type I) is a concern for patients or clinicians. Biogel® PI UltraTouch® can be used alone or as exchange glove to maintain the color indication accuracy when the outer glove in Biogel PI Indicator® System (REF414) has been punctured.

### Biogel® PI Indicator® System

414



Ref. no sterile	Description	Size	RET/TRP
41455	Biogel PI Indicator	5.5	25x2/100
41460	Biogel PI Indicator	6.0	25x2/100
41465	Biogel PI Indicator	6.5	25x2/100
41470	Biogel PI Indicator	7.0	25x2/100
41475	Biogel PI Indicator	7.5	25x2/100
41480	Biogel PI Indicator	8.0	25x2/100
41485	Biogel PI Indicator	8.5	25x2/100

Sterile, powder-free synthetic polyisoprene gloves. Recommended for all surgical procedures or surgeries where natural rubber latex allergies (Type I) are a concern for the patients or clinicians. Use the Biogel® PI UltraTouch® (REF 409) as exchange glove to maintain the color indication systems accuracy when the outer glove in the Biogel PI Indicator System has been punctured. The inner glove is blue in color to provide immediate detection of perforation and its smooth surface is specifically engineered to allow you to quickly and easily don the outer glove.

### Biogel® Skinsense®

509



Ref. no sterile	Description	Size	RET/TRP
50955	Biogel Skinsense	5.5	50/200
50960	Biogel Skinsense	6.0	50/200
50965	Biogel Skinsense	6.5	50/200
50970	Biogel Skinsense	7.0	50/200
50975	Biogel Skinsense	7.5	50/200
50980	Biogel Skinsense	8.0	50/200
50985	Biogel Skinsense	8.5	50/200
50990	Biogel Skinsense	9.0	40/160

Sterile, powder-free synthetic polychloroprene gloves. Recommended for all surgical procedures where latex allergies (Type I) are a concern for the patient or clinicians. In surgery where a longer breakthrough time (BTT) is desired Biogel® Skinsense® and Biogel® Skinsense® Indicator® System is recommended. It can be used alone or as exchange glove to maintain the color indication systems accuracy when the outer glove in the Biogel® Skinsense® Indicator® System has been punctured.

### Biogel® Skinsense® Indicator® System

288



Ref. no sterile	Description	Size	RET/TRP
28855	Biogel Skinsense Indicator	5.5	25x2/100
28860	Biogel Skinsense Indicator	6.0	25x2/100
28865	Biogel Skinsense Indicator	6.5	25x2/100
28870	Biogel Skinsense Indicator	7.0	25x2/100
28875	Biogel Skinsense Indicator	7.5	25x2/100
28880	Biogel Skinsense Indicator	8.0	25x2/100
28885	Biogel Skinsense Indicator	8.5	25x2/100

Sterile, powder-free synthetic polychloroprene gloves. Recommended for all surgical procedures or surgeries where natural rubber latex allergies (Type I) are a concern for the patients or clinicians. In surgery where a longer breakthrough time (BTT) is desired Biogel® Skinsense® Indicator® System is recommended. Use the Biogel® Skinsense® (REF 509) as exchange glove to maintain the color indication systems accuracy when the outer glove in the Biogel® Skinsense® Indicator® System has been punctured. The inner glove is blue in color to provide immediate detection of perforation and its smooth surface is specifically engineered to allow you to quickly and easily don the outer glove.

### Biogel® NeoDerm®

429



Ref. no sterile	Description	Size	RET/TRP
42955	Biogel NeoDerm	5.5	50/200
42960	Biogel NeoDerm	6.0	50/200
42965	Biogel NeoDerm	6.5	50/200
42970	Biogel NeoDerm	7.0	50/200
42975	Biogel NeoDerm	7.5	50/200
42980	Biogel NeoDerm	8.0	50/200
42985	Biogel NeoDerm	8.5	50/200
42990	Biogel NeoDerm	9.0	40/160

Sterile, powder-free synthetic polychloroprene gloves. Recommended for surgical procedures where allergy against natural rubber latex and/or when sensitivity against common\* accelerator chemicals is a concern for patients or clinicians. \*Thiurams, Mercaptobenzothiazole, Diphenylthiourea, Diphenylguanidine and Dithiocarbamates.

### Biogel® PI UltraTouch® S

455



Ref. no sterile	Description	Size	RET/TRP
45555	Biogel PI UltraTouch S	5.5	50/200
45560	Biogel PI UltraTouch S	6.0	50/200
45565	Biogel PI UltraTouch S	6.5	50/200
45570	Biogel PI UltraTouch S	7.0	50/200
45575	Biogel PI UltraTouch S	7.5	50/200
45580	Biogel PI UltraTouch S	8.0	50/200
45585	Biogel PI UltraTouch S	8.5	50/200
45590	Biogel PI UltraTouch S	9.0	40/160

Sterile, powder-free synthetic polyisoprene gloves. Recommended for all surgical procedures, particularly when allergic contact dermatitis caused by chemical accelerators\* is a concern for clinicians. It is also recommended when natural rubber latex allergy is a concern for patients or clinicians. Biogel® PI UltraTouch® S can be worn alone or as an exchange glove to maintain the colour indication accuracy when the outer glove in Biogel® PI UltraTouch® S indicator® System (REF453) has been punctured.

\*Thiurams, Dithiocarbamates, Thiazoles, Thiourea compounds and diphenylguanidine

### Biogel® PI UltraTouch® S Indicator®

453



Ref. no sterile	Description	Size	RET/TRP
45355	Biogel PI UltraTouch S Indicator	5.5	25x2/100
45360	Biogel PI UltraTouch S Indicator	6.0	25x2/100
45365	Biogel PI UltraTouch S Indicator	6.5	25x2/100
45370	Biogel PI UltraTouch S Indicator	7.0	25x2/100
45375	Biogel PI UltraTouch S Indicator	7.5	25x2/100
45380	Biogel PI UltraTouch S Indicator	8.0	25x2/100
45385	Biogel PI UltraTouch S Indicator	8.5	25x2/100

Sterile, powder-free synthetic polyisoprene gloves. Recommended for all surgical procedures, particularly when allergic contact dermatitis caused by\* is a concern for clinicians. It is also recommended when natural rubber latex allergy is a concern for patients or clinicians. Use the Biogel® PI UltraTouch® S (REF455) as exchange glove to maintain the colour indication systems accuracy when the outer glove in the Biogel® PI UltraTouch® S Indicator® has been punctured.

\*Thiurams, Dithiocarbamates, Thiazoles, Thiourea compounds and Diphenylguanidine



## Biogel® Tech range

The gloves in the Biogel® Tech range are made to protect the process, the product and the operator

- AQL of 0.65 (freedom from holes), determined post packaging<sup>54</sup>
- Every glove (100%) is air-inflation tested for holes typically not detected in a visual inspection<sup>55</sup>
- Exclusively powder-free
- Excellent barrier protection<sup>56, 57, 58</sup>
- Low endotoxin level [ $<20$  EU/pair]<sup>54</sup>
- Highly controlled sterilisation to a minimum of 25 kGy
- Produced in a controlled environment with strict hygiene standards throughout the facility. All of our facilities conform to ISO 13485 and ISO 14001<sup>54</sup>

## Packaging designed for critical environments

The Biogel® Tech range of gloves are designed for use in critical environments and are PPE certified. The double-bagged heat sealed packaging complies with critical environment hygiene protocols and ensures simplicity of use as the layers of packaging can be removed.



**High quality plastic innerwrap** to keep particle count to a minimum. The wrapping stays open when unfolded **to ensure aseptic donning**.

### Biogel® PI Micro Tech

44485



Ref. no sterile	Description	Size	Polybag/TRP
4448555	Biogel PI Micro Tech	5.5	25x2/100
4448560	Biogel PI Micro Tech	6.0	25x2/100
4448565	Biogel PI Micro Tech	6.5	25x2/100
4448570	Biogel PI Micro Tech	7.0	25x2/100
4448575	Biogel PI Micro Tech	7.5	25x2/100
4448580	Biogel PI Micro Tech	8.0	25x2/100
4448585	Biogel PI Micro Tech	8.5	25x2/100
4448590	Biogel PI Micro Tech	9.0	20x2/80

A synthetic critical environment glove. It is our thinnest polyisoprene glove, and it offers excellent barrier protection as well as fit, feel and comfort. It can be worn alone or in combination with a Biogel® PI Tech Indicator® Underglove for improved protection of the goods handled as well of the operator. It has been tested and cleared for use with chemotherapy agents.

### Biogel® PI Micro Tech Indicator® Underglove

44489



Ref. no sterile	Description	Size	Polybag/TRP
4448955	Biogel PI Micro Tech Indicator Underglove	5.5	25x2/100
4448960	Biogel PI Micro Tech Indicator Underglove	6.0	25x2/100
4448965	Biogel PI Micro Tech Indicator Underglove	6.5	25x2/100
4448970	Biogel PI Micro Tech Indicator Underglove	7.0	25x2/100
4448975	Biogel PI Micro Tech Indicator Underglove	7.5	25x2/100
4448980	Biogel PI Micro Tech Indicator Underglove	8.0	25x2/100
4448985	Biogel PI Micro Tech Indicator Underglove	8.5	25x2/100
4448990	Biogel PI Micro Tech Indicator Underglove	9.0	20x2/80

A blue, synthetic critical environment underglove. It is our thinnest polyisoprene glove and it offers excellent barrier protection as well as fit, feel and comfort. It can be worn alone or in combination with a Biogel® PI Tech Indicator® Underglove for improved protection of the goods handled as well of the operator. It has been tested and cleared for use with chemotherapy agents.

### Biogel® PI Tech

44409



Ref. no sterile	Description	Size	Polybag/TRP
4440955	Biogel PI Tech	5.5	25x2/100
4440960	Biogel PI Tech	6.0	25x2/100
4440965	Biogel PI Tech	6.5	25x2/100
4440970	Biogel PI Tech	7.0	25x2/100
4440975	Biogel PI Tech	7.5	25x2/100
4440980	Biogel PI Tech	8.0	25x2/100
4440985	Biogel PI Tech	8.5	25x2/100
4440990	Biogel PI Tech	9.0	20x2/80

A synthetic critical environment glove made from polyisoprene. It offers excellent barrier protection as well as fit, feel and comfort. It can be worn alone or in combination with a Biogel® PI Tech Indicator® Underglove for improved protection of the goods handled as well of the operator. It has been tested and cleared for use with chemotherapy agents.

### Biogel® PI Tech Indicator® Underglove

44416



Ref. no sterile	Description	Size	Polybag/TRP
4441655	Biogel PI Tech Indicator Underglove	5.5	25x2/100
4441660	Biogel PI Tech Indicator Underglove	6.0	25x2/100
4441665	Biogel PI Tech Indicator Underglove	6.5	25x2/100
4441670	Biogel PI Tech Indicator Underglove	7.0	25x2/100
4441675	Biogel PI Tech Indicator Underglove	7.5	25x2/100
4441680	Biogel PI Tech Indicator Underglove	8.0	25x2/100
4441685	Biogel PI Tech Indicator Underglove	8.5	25x2/100
4441690	Biogel PI Tech Indicator Underglove	9.0	20x2/80

A blue, synthetic critical environment underglove made from polyisoprene. It offers excellent barrier protection as well as fit, feel and comfort. It can be worn alone or in combination with a Biogel® PI Tech for improved protection of the goods handled as well of the operator. It has been tested and cleared for use with chemotherapy agents.

### Biogel® NeoTech

44509



Ref. no sterile	Description	Size	Polybag/TRP
4450955	Biogel NeoTech	5.5	25x2/100
4450960	Biogel NeoTech	6.0	25x2/100
4450965	Biogel NeoTech	6.5	25x2/100
4450970	Biogel NeoTech	7.0	25x2/100
4450975	Biogel NeoTech	7.5	25x2/100
4450980	Biogel NeoTech	8.0	25x2/100
4450985	Biogel NeoTech	8.5	25x2/100
4450990	Biogel NeoTech	9.0	20x2/80

A synthetic critical environment glove made from polychloroprene. It can be used alone or in combination with the Biogel® NeoTech Indicator® Underglove for improved protection of the goods handled as well as of the operator. It has been tested and cleared for use with chemotherapy agents.

### Biogel® NeoTech Indicator® Underglove

44406



Ref. no sterile	Description	Size	Polybag/TRP
4440655	Biogel NeoTech Indicator Underglove	5.5	25x2/100
4440660	Biogel NeoTech Indicator Underglove	6.0	25x2/100
4440665	Biogel NeoTech Indicator Underglove	6.5	25x2/100
4440670	Biogel NeoTech Indicator Underglove	7.0	25x2/100
4440675	Biogel NeoTech Indicator Underglove	7.5	25x2/100
4440680	Biogel NeoTech Indicator Underglove	8.0	25x2/100
4440685	Biogel NeoTech Indicator Underglove	8.5	25x2/100
4440690	Biogel NeoTech Indicator Underglove	9.0	20x2/80

A blue synthetic critical environment underglove made from polychloroprene. It can be worn alone or in combination with the Biogel® NeoTech for improved protection of the goods handled as well as of the operator. It has been tested and cleared for use with chemotherapy agents.



### Biogel® Tech straight

44416



Ref. no sterile	Description	Size	Polybag/TRP
4441655	Biogel Tech straight	5.5	25x2/100
4441660	Biogel Tech straight	6.0	25x2/100
4441665	Biogel Tech straight	6.5	25x2/100
4441670	Biogel Tech straight	7.0	25x2/100
4441675	Biogel Tech straight	7.5	25x2/100
4441680	Biogel Tech straight	8.0	25x2/100
4441685	Biogel Tech straight	8.5	25x2/100
4441690	Biogel Tech straight	9.0	20x2/80

A durable all-purpose critical environment glove in natural rubber latex. It offers excellent barrier protection as well as fit, feel and comfort and have straight fingers and a textured surface. It has been tested and cleared for use with chemotherapy agents.

### Biogel® Tech curved

44822



Ref. no sterile	Description	Size	Polybag/TRP
4482255	Biogel Tech curved	5.5	25x2/100
4482260	Biogel Tech curved	6.0	25x2/100
4482265	Biogel Tech curved	6.5	25x2/100
4482270	Biogel Tech curved	7.0	25x2/100
4482275	Biogel Tech curved	7.5	25x2/100
4482280	Biogel Tech curved	8.0	25x2/100
4482285	Biogel Tech curved	8.5	25x2/100
4482290	Biogel Tech curved	9.0	20x2/80

A durable all-purpose critical environment glove in natural rubber latex. It offers excellent barrier protection as well as fit, feel and comfort and have curved fingers and smooth surface. It has been tested and cleared for use with chemotherapy agents.

# Opening guide for Biogel® Glove Packaging

## 'Holding technique'

There are different basic techniques for glove package opening. These techniques will vary slightly for several reasons:

- single or double packaging of the gloves
- the shape and folding of the glove package
- the different packaging materials of both the inner and outer glove package
- the technique used for donning the gloves (open donning or closed donning with the cuffs in the hands or having the cuffs in display<sup>31</sup>).

Secure the edges of the outer package so that they do not touch any part of the inner wrap/wraps and that the inner wrap does not touch the heat sealed seals on the inner edges of the outer packaging. This is to secure and maintain sterility of the inner wrap/wraps.

## Glove package opening (performed by an un-scrubbed person)



1. Grasp the package on the upper short side. Inspect and if needed shake the package slightly to ensure that the inner wrap/wraps are placed in the middle of the package to prevent the inner wrap from falling out on the heat sealed seals when opening the outer wrap.



2. Pull the short chevron package ends apart. Start with the upper corner furthest away from you. Continue with the other upper corner closest to you.



3. Now get a good grip with both hands on each side of the envelope so that the long sides of the package can be pulled apart.



4. Press both hands together so that the two inner glove wraps are forced to separate.



5. When using the open glove donning technique grab the inner the coloured glove in the indicator system pack, at the upper short end. Make sure that the circulating person is turning the correct side of the glove package towards the person that is receiving the gloves.



6. When grabbing glove one, ensure that your fingers don't contaminate glove packaging two which remains in the outer glove packaging during donning of the first pair. In the meantime the circulating person will ensure the sterility of the remaining inner glove wrap in the outer glove package.



7. Change the position of the hand to the lower short end of the inner wrap and put glove wrap one down on a clean and dry area. Make sure that the lower end of the package is approximately 5 cm free from the table to grab on to so that the inner wrap can be unfolded without contaminating the disinfected hands.



8. Open inner wrap package one properly and ensure that the disinfected hands are not contaminated. Don the coloured inner gloves.



9. Take glove wrap two from the circulator and take out the outer gloves.



10. Don the gloves as recommended<sup>31</sup>.

# Opening guide for Biogel® Glove Packaging

## 'Laying down technique'

There are different basic techniques for glove package opening. These techniques will vary slightly for several reasons:

- single or double packaging of the gloves
- the shape and folding of the glove package
- the different packaging materials of both the inner and outer glove package
- the technique used for donning the gloves (open donning or closed donning with the cuffs in the hands or having the cuffs in display<sup>31</sup>).

Secure the edges of the outer package so that they do not touch any part of the inner wrap/wraps and that the inner wrap does not touch the heat sealed seals on the inner edges of the outer packaging. This is to secure and maintain sterility of the inner wrap/wraps.

## Glove package opening (performed by an un-scrubbed person)



1. Grasp the package on the upper short side. Inspect and if needed shake the package slightly to ensure that the inner wrap/wraps are placed in the middle of the package to prevent the inner wrap from falling out on the heat sealed seals when opening the outer wrap.



2. Pull the short chevron package ends apart. Start with the upper corner furthest away from you. Continue with the other upper corner closest to you.



3. Now get a good grip with both hands on each side of the envelope so that the long sides of the package can be pulled apart.



4. Either put the glove package down on a table to open it laying down or open it in the air, by holding it as in picture 3.



5. Grab both glove one and glove two wraps in the indicator system pack by the lower end to assure your fingers don't become contaminated since the sterility margin is quite short at the top end of the package.



6. Separate the two packages and put them down and apart from each other on a clean and dry area. Make sure that the lower end of the package has approximately 5 cm free from the table to grab on to so the inner wrap can be unfolded without contaminating the disinfected hands.



7. Open the inner wrap packages properly so that you do not need to touch the paper wraps again. Assure that your disinfected hands are not contaminated. Don the gloves as recommended<sup>31</sup>.

# Glove donning guide for Biogel® Indicator® Systems

## 'OPEN Glove Donning'

Don the sterile gown and open the glove pack and inner wraps as recommended<sup>32</sup>



1. From the inner wrap, take the first coloured glove with your nondominant hand. Place the thumb and index finger of the opposite hand on fold of the everted cuff in line with the glove's palm and pull the glove over the hand.



2. Leave the cuff turned back.



3. Take the second coloured glove from the wrap by placing the gloved fingers under everted cuff. With arms extended and elbows slightly flexed, introduce the ungloved hand into the glove.



4. Pull the glove over the gown cuff by slightly rotating arm externally and internally.



5. Pull the glove into the correct position. Ensure that the donned glove always completely covers the gown cuff with a margin of around 10 cm. Glove the opposite hand in the same manner.



6. Open the straw coloured outer glove inner wrap. Push the coloured gloved fingers into the first outer glove stretching the glove to ensure comfort and fit. Pull the glove into position and repeat with the second outer glove.



7. Ensure the outer glove is pulled well over the inner glove (approximately 2.5 cm) to avoid roll or slip down. Press the end of the glove cuff thoroughly against the gown to allow the glove anti-slip band to attach.



8. After final donning and eventual adjustments stretch your arms and ensure that the gloves are properly in place

## Changing a contaminated/punctured glove during the surgical procedure



9. If a glove puncture occurs in the presence of fluid, a dark coloured patch is visible through the outer glove at the site of perforation.



10. Remove the outer glove by pulling the cuff over the palm, so that the glove turns inside out. Dispose of the contaminated/punctured glove.



11. Check the inner glove for punctures. If punctured, remove and replace as per local recommendations. Otherwise, dry with a sterile wipe.

Open a new glove package of the correct Biogel exchange outer gloves to maintain the colour indication accuracy. Don the new outer glove, ensuring that the cuff of the outer glove is pulled well over the cuff of the inner glove by 2.5 cm to avoid roll or slip down.



# Glove donning guide for Biogel® Indicator® Systems

'CLOSED Glove Donning with the cuff held in the hand'

Don the sterile gown and open the the glove pack and inner wraps<sup>32</sup> as recommended



1. Do not slip hands through the gown cuff. Hold the cuffs in the hands as shown in the picture.



2. The glove pack is opened by the circulating nurse. Grab the inner wraps with the fabric of the gown, ensuring the hands are kept inside the gown sleeves.



3. Place the inner wraps in the sterile zone and ensure the fingers are pointing towards you. Open the inner wrap (the coloured gloves), ensuring the hands are kept inside the gown sleeves at all times. Pick up the first glove with your dominant hand (the right glove with your right hand or the left glove with your left hand).



4. Gently flip the glove over, so the glove now rests on your right or left forearm. The glove thumb is now lined up with your thumb.



5. Using your other hand which is still inside the gown sleeve and pull the edge of the glove over the back of your hand.



6. Wriggle fingers and thumb into place as gown and glove slide together up your arm.



7. The glove is now fully on. Ensure that the donned glove always completely covers the woven cuff. Pick up the other glove with your ungloved hand, flipping the glove onto your forearm and glove this hand in the same manner.



8. Using your gloved hand, pull the edge of the glove over the back of your other hand. Wriggle fingers and thumb into place, pull glove up your arm until it is fully donned.



9. Don the outer gloves. Ensure that the outer gloves are pulled well over the inner gloves (approximately 2.5 cm) to avoid roll or slip down. Press the end of the glove cuff thoroughly against the gown to allow the glove anti-slip band to attach.



10. After final donning and eventual adjustments stretch your arms and ensure that the gloves are properly in place

Changing a contaminated/punctured glove during the surgical procedure



11. If a glove puncture occurs in the presence of fluid, a dark coloured patch is visible through the outer glove at the site of perforation.



12. Remove the outer glove by pulling the cuff over the palm, so that the glove turns inside out. Dispose of the contaminated/punctured glove.



- 13 Check the inner glove for punctures. If punctured, remove and replace as per local recommendations. Otherwise, dry with a sterile wipe.

Open a new glove package of the correct Biogel exchange outer gloves to maintain the colour indication accuracy. Don the new outer glove, ensuring that the cuff of the outer glove is pulled well over the cuff of the inner glove by 2.5 cm to avoid roll or slip down.

# Glove donning guide for Biogel® Indicator® Systems

## 'CLOSED Glove Donning with the cuff over the hand'

Don the sterile gown and open the glove pack and inner wraps<sup>32</sup> as recommended.



1. Do not slip hands through the gown cuff. The cuffs should be loose as shown in the picture.



2. The glove pack is opened by the circulating nurse. Grab the inner wraps with the fabric of the gown ensuring the hands remain in the gown.



3. Place the inner wraps in the sterile zone and ensure the fingers are pointing towards you. Open the inner wrap (the coloured gloves), ensuring the hands are kept inside the gown sleeves at all times. Pick up the first glove with your dominant hand (the right glove with your right hand or the left glove with your left hand).



4. Gently flip the glove over, so the glove now rests on your right or left forearm. The glove thumb is now lined up with your thumb.



5. Using your other hand which is still inside the gown sleeve and pull the edge of the glove over the back of your hand.



6. Wiggle fingers and thumb into place as gown and glove slide together up your arm.



7. The glove is now fully on. Ensure that the donned glove always completely covers the gown cuff. Pick up the other glove with your ungloved hand, flipping the glove over onto your forearm and glove the other hand in the same manner.



8. Using your gloved hand, pull the edge of the glove over the back of your other hand. Wiggling fingers and thumb into place, pull glove up your arm as before until it is fully donned.



9. Don the outer gloves. Ensure that the outer gloves are pulled well over the inner gloves (approx. 2.5 cm) to avoid roll or slip down. Press the end of the glove cuff thoroughly against the gown to allow the glove anti-slip band to attach.



10. After final donning and eventual adjustments stretch your arms and ensure that the gloves are properly in place.

## Changing a contaminated/punctured glove during the surgical procedure



11. If a glove puncture occurs in the presence of fluid, a dark coloured patch is visible through the outer glove at the site of perforation.



12. Remove the outer glove by pulling the cuff over the palm, so that the glove turns inside out. Dispose of the contaminated/punctured glove.



13. Check the inner glove for punctures. If punctured, remove and replace as per local recommendations. Otherwise, dry with a sterile wipe.

Open a new glove package of the correct Biogel exchange outer gloves to maintain the colour indication accuracy. Don the new outer glove, ensuring that the cuff of the outer glove is pulled well over the cuff of the inner glove by 2.5 cm to avoid roll or slip down.

# Glove donning guide for Biogel® Indicator® Systems

## 'ASSISTED' Glove Donning'

Don the sterile gown and open the glove pack and inner wraps as recommended<sup>32</sup>



1. Place fingers of each hand beneath the everted cuff (approx. 10 cm from glove cuff end) of the coloured innerglove. The palm of the glove must be turned towards the ungloved person's hand with the glove directly opposed the person's thumb. Use the fingers to stretch the cuff, to open the glove.  
The ungloved person then slips their hand into the glove using a firm downwards thrust.



2. Repeat for the other hand. The person being gloved can help out with the donning procedure by crasping the glove cuff and make the donning process easier.



3. When donning the straw coloured overglove, the person being gloved can help out with the donning procedure by crasping the glove cuff and stretching the cuff to open the glove and make the donning process easier.



4. Ensure the outer glove is pulled well over the inner glove (approx. 2.5 cm) to avoid roll/slip down.



5. Repeat for the other hand and press the end of the glove cuff thoroughly against the gown to allow the glove anti-slip band to attach.



6. After final donning and eventual adjustments stretch your arms and ensure that the gloves are properly in place

## Changing a contaminated/punctured glove during the surgical procedure



7. If a glove puncture occurs in the presence of fluid, a dark coloured patch is visible through the outer glove at the site of perforation.



8. Remove the outer glove by pulling the cuff over the palm, so that the glove turns inside out. Dispose of the contaminated/punctured glove.



9. Check the inner glove for punctures. If punctured, remove and replace as per local recommendations. Otherwise, dry with a sterile wipe.

Open a new glove package of the correct Biogel exchange outer gloves to maintain the colour indication accuracy. Don the new outer glove, ensuring that the cuff of the outer glove is pulled well over the cuff of the inner glove by 2.5 cm to avoid roll or slip down.



# Surgical Gown and Glove Doffing Guide

## Doffing soiled gown and gloves



1. To protect the working clothing (scrub suits/clean air suits), arms and hands from microbes that are present on the outer side of soiled gown and gloves, the gloves and the gown must be doffed in a specific way.



2. Start with doffing the first soiled outer glove and dispose.



3. Continue and doff the second outer glove and dispose.



4. Grasp gown at the shoulder or waist area (as in this picture). If reusable gown - untie surgical gown; the circulator must unfasten back closure.



5. Bring the neck and sleeve of the gown forward, over, and off the gloved hand, turning the gown inside out and everting the cuff of the glove



6. Keep arms and gown away from the body while turning the gown inside out and dispose the gown.



7. Using the gloved fingers of one hand to secure the everted cuff, remove the glove, turning it inside out. Now using the ungloved hand, grasp the fold of the everted cuff of the other glove and remove that glove, inverting the glove as it is removed. Dispose the gloves and disinfect the hands.

# Antiseptics



## Hibi® antiseptics

Hibi® is a professionally trusted brand within antiseptics and the range offers everything from surgical scrubs to antibacterial rubs. Hibi products are available in both water and alcoholbased versions, and most contain the clinically-proven residual effect of Chlorhexidine gluconate. Naturally, Hibi products meet or exceed all applicable quality and safety standards.

Hibi products provide clinically-proven antibacterial protection to professionals and patients alike. They are effective against a wide range of bacteria, yeast, fungi and viruses and protect long after application; most products provide antibacterial activity for up to six hours and are kind to skin. All products are supported by freely available specialist knowledge and training, helping you to maximise the efficiency of your infection control routines.

Like all Mölnlycke Health Care products, Hibi solutions are the result of close developmental cooperation with health-care professionals. By listening to the changing needs of the healthcare industry and accepting the challenge to meet those needs, we continue to develop highly-effective products such as HibiScrub® and contribute to the overall safety and efficiency of surgical procedures.

# Antiseptics



## HibiScrub®

**Antimicrobial skin cleanser with 4% w/v Chlorhexidine Gluconate**

Chlorhexidine Gluconate (CHG) binds to the cell wall of the bacteria causing it to rupture, leading to cell death. CHG molecules bind to the proteins in human tissues and provide a layer of prolonged protection<sup>40</sup>.

**Ideal for whole body wash for pre and post operative protection**

- Post-operative infections reduced to 8% from 17.5% in a study of 341 patients using a chlorhexidine whole body washing<sup>41</sup>.
- 20-fold reduction in skin bacteria count after showering three times with 4% chlorhexidine in a randomised controlled trial<sup>42</sup>.
- Hibiscrub reduces skin flora by 94% with the first whole body wash and then by a further 77% with the second<sup>43</sup>.

**Ideal for the antisepsis of the surgical teams' hands prior to an operation**

Hands can also be a portal and transmitter of infections. While hand-washing may be the simplest way to control infections, it is often not practiced according to standards<sup>44</sup>.

Surgical site infections greatly contribute to nosocomial infections. Some of the risk factors for nosocomial infections include the behavior of OR personnel regarding decontamination practices, hand hygiene/antisepsis, and compliance with universal precautions<sup>45</sup>.

Hibiscrub is ideal for the Surgical hand-wash prior to an operation. Highly efficacious, kills and removes a vast number of microorganisms.

It is dermatologically tested, enhanced with emollients and leaves the skin protected and moisturised<sup>46</sup>.

**Effective in a wide range of micro-organisms**

Hibiscrub is effective against a wide range of microbes including several strains of Gram positive and Gram negative bacteria, yeast, fungi and viruses, and reduces bacterial load more efficiently than povidone iodine<sup>47</sup>

In combination with a nasal antibiotic Hibiscrub was shown to significantly decrease the risk for hospital associated *S. aureus* infections by up to 60%<sup>48</sup>.

**Fast acting with a long lasting effect**

Hibiscrub is not absorbed into the skin but binds to it, forming a protective layer

even after the rinse off, efficiently kills bacteria within 1 minute and continuously for up to 6 hours after application<sup>49</sup>.

Furthermore, unlike povidone iodine, Hibiscrub is not inactivated by bodily fluids<sup>50</sup>.

**Tough against microbes and gentle on the skin<sup>51</sup>**

Hibiscrub is dermatologically tested and enhanced with emollients.

It has been shown to be gentle on the skin even when used frequently. This is beneficial since repeated application of Hibiscrub has been shown to increase the antimicrobial efficacy<sup>52</sup>.

### Surgical hand wash



Ideal for surgical hand wash to reduce harmful microorganisms on surgeons' hands.

### Whole body wash



Ideal for pre and post operative body wash to reduce harmful microorganisms on patients' skin.

### HibiSCRUB

SE - 10009176



#### Antimicrobial skin cleanser

**Pack size:** 250 ml

**Composition:** Chlorhexidine gluconate 4% w/v

**Indications:** Surgical hand wash, pre and post operative whole body wash

**Standards:** EN1499:2013 For hand washing effectively reduces the transient microbial flora of the hands during its use  
EN13727 Bactericidal, EN13624 Yeastcidal EN12791 Surgical - immediate only

PhEur 5.1.11 - bactericidal and yeasticidal

**Shelf life:** 36 months

**Storage Instructions:** Store below 25°C

Vnr. 596023

### HibiSCRUB

SE - 10009177



#### Antimicrobial skin cleanser

**Pack size:** 500 ml

**Composition:** Chlorhexidine gluconate 4% w/v

**Indications:** Surgical hand wash, pre and post operative whole body wash

**Standards:** EN1499:2013 For hand washing effectively reduces the transient microbial flora of the hands during its use  
EN13727 Bactericidal, EN13624 Yeastcidal EN12791 Surgical - immediate only

PhEur 5.1.11 - bactericidal and yeasticidal

**Shelf life:** 36 months

**Storage Instructions:** Store below 25°C

Vnr. 592378

Pump is delivered separately and is changed for every new bottle.

### HibiSCRUB

NO - 10009168



#### Antimicrobial skin cleanser

**Pack size:** 250 ml

**Composition:** Chlorhexidine gluconate 4% w/v

**Indications:** Surgical hand wash, pre and post operative whole body wash

**Standards:** EN1499:2013 For hand washing effectively reduces the transient microbial flora of the hands during its use  
EN13727 Bactericidal, EN13624 Yeastcidal EN12791 Surgical - immediate only

PhEur 5.1.11 - bactericidal and yeasticidal

**Shelf life:** 36 months

**Storage Instructions:** Store below 25°C

Vnr. 596023

### HibiSCRUB

NO - 10009167



#### Antimicrobial skin cleanser

**Pack size:** 500 ml

**Composition:** Chlorhexidine gluconate 4% w/v

**Indications:** Surgical hand wash, pre and post operative whole body wash

**Standards:** EN1499:2013 For hand washing effectively reduces the transient microbial flora of the hands during its use  
EN13727 Bactericidal, EN13624 Yeastcidal EN12791 Surgical - immediate only

PhEur 5.1.11 - bactericidal and yeasticidal

**Shelf life:** 36 months

**Storage Instructions:** Store below 25°C

Vnr. 592378

Pump is delivered separately and is changed for every new bottle.



### 5ml Pump

10003652



#### Accessories

Pack size: -/6

### Cage dispenser

10000201



#### Accessories

Pack size: -/1  
For 500ml bottle  
Arm length 22,5cm

# References;

1. Data on file Mölnlycke.
2. Greiling, M. A multinational case study to evaluate and quantify time-saving by using custom procedure trays for operating room efficiency. Data presented at European Association of Hospital Managers, September 2010 (poster).
3. Neely AN, Maley MP J Clin Microbiol 2000;36:724-6.
4. Verkala K et al Eur J Card Surg 1998;14:206-10.
5. Humans as dispersers of microorganisms- dispersion pattern and prevention. Jan Hoborn.
6. Fulfil the requirements of EN 14683:2005 Surgical masks - Requirements and test methods.
7. Clinical study to assess the safety and efficacy of BARRIER® EasyWarm®, an active self warming blanket used to prevent hypothermia. Data on file. 2012.
8. European Standard EN 13795:2011 Surgical drapes, gowns and clean air suits, used as medical devices for patients, clinical staff and equipment – General requirements for manufacturers, processors and products, test methods, performance requirements and performance levels.
9. ANSI/AAMI PB70:2012 Liquid performance and classification of protective apparel and drapes for use in health care facilities. 3. FQN material study on competitor gown materials, 2010.
10. Neely AN, Maley MP J Clin Microbiol 2000;36:724-6.
11. Gordon A J, et al. Letter to the Editor. J Hosp Inf 2009;8:289-291
12. Humans as dispersers of microorganisms – dispersion pattern and prevention. Jan Hoborn. Department of Clinical Bacteriology. Inst of Medical Microbiology, University of Göteborg, Göteborg, Sweden
13. Hubble MJ et al. Clothing in laminar-flow operating theatres. J Hosp Inf 1996;32:1-7
14. EN 14683:2014 Surgical masks- Requirements and test methods, Annex A (informative)
15. Ljungqvist B and Reinmüller B. PEOPLE AS A CONTAMINATION SOURCE. Surgical clothing systems for operating rooms – a comparison between disposable non-woven and reusable mixed material. Report from Chalmers University of Technology. 2012.
16. Pada S and Perl TM Curr Opin Infect Dis 2015; 28:369-374.
17. Tammelin, A., Ljungqvist, B., Reinmüller, B. Singleuse surgical clothing system for reduction of airborne bacteria in the operating room. J Hospital Infect. 2013. 84(3):245-7.
18. Tammelin, A., Hambræus, A., Stahle, E. Routes and sources of Staphylococcus aureus transmitted to the surgical wound during cardiothoracic surgery: possibility of preventing wound contamination by use of special scrub suits. Infection Control and Hospital Epidemiology 2001;22(6):338-346.
20. European Centre for Disease Prevention & Control (ECDC) Communicable Diseases Report, 2008.
21. Anderson DJ et al. the official journal of the Society of Hospital Epidemiologists of America. 2008;29 Suppl 1:S51-61.
22. Leaper et al. Surgical site infection – a European perspective of incidence and economic burden. Int Wound J. 2004 Dec;1(4):247-73
23. Howarth FH. Prevention of airborne infection during surgery. Lancet, 1985; 1(8425): 386-8.
24. Kasina, P., Tammelin, A., Blomfeldt, A-M., Ljungqvist, B., Reinmüller, B., Ottosson, C. Comparison of three distinct clean air suits to decrease the bacterial load in the operating room: an observational study. Patient Safety in Surgery 2016;10(1): DOI 10.1186/s13087-015-0091-4.
25. Hambræus, A. Aerobiology in the operating room – a review. Journal of Hospital Infection 1988;11(Supplement A):68-76.
27. Total Protein – Based on ASTM D5712 – 10 Standard Test Method for Analysis of Aqueous Extractable Protein in Natural Rubber and Its Products Using the Modified Lowry Method. Testing conducted at Guthrie Foundation for Education and Research, LEAP Testing Service, Report #5268.
28. Antigenic Protein – Based on ASTM D6499 – 07 Standard Test Method for The Immunological Measurement of Antigenic Protein in Natural Rubber and its Products. Testing conducted at Guthrie Foundation for Education and Research, LEAP Testing Service, Report #5268.
29. Wigmore SJ & Rainey JB, 'Use of Coloured Undergloves to Detect Glove Puncture.' BSJ 1994: 81: 1480
30. Summary of Indication Performance of Biogel Gloves Indicator Systems versus Competitors' Double Gloving Combinations. October 2020. Mölnlycke Health Care. Data on file.
31. Folin A. Donning Indicator Double Gloving System. Safe Hands 1/2010. Mölnlycke Health Care AB.
32. Folin A. Opening methods for the indicator double gloving system packaging. Safe Hands 2/2009. Mölnlycke Health Care AB.
33. Commission of the European Communities. Accompanying document to the Communication and Recommendation on patient safety, including the prevention and control of healthcare-associated infections. December 2008.
34. Zarghooni K. et al. Effect of a modern dressing compared to standard dressings on outcome after primary hip and knee arthroplasty: a prospective, non-randomised controlled study. E-poster, EWMA, 2015.
35. Zarghooni K. et al. Randomised clinical trial to evaluate performance of flexible self-adherent absorbent dressing coated with silicone layer after hip, knee or spinal surgery in comparison to standard wound dressing. Poster presentation at 5th Congress of the WUWHS, Florence, Italy, 2016.
36. v Overschelde P. et al. A randomised controlled trial comparing two wound dressings used after elective hip and knee arthroplasty. Poster presentation at 5th Congress of the WUWHS, Florence, Italy, 2016.
37. Johansson C. et al. Preventing post-operative blisters following hip and knee arthroplasty. Wounds International, 2012.
38. Mischke C, Verbeek JH, Saarto A, Lavoie MC, PahwaM, Ijaz S. Gloves, extra gloves or special types of gloves for preventing percutaneous exposure injuries in healthcare personnel. Cochrane Database of Systematic Reviews 2014, Issue 3. Art. No.: CD009573. DOI: 10.1002/14651858. CD009573.pub2.
39. Preventing Disease in the Operating Room. Panel discussion, American College of Surgeons Spring Meeting April 29, 1998. Accessed at [www.facs.org/80/about\\_college/acscomm/core/coreprev.html](http://www.facs.org/80/about_college/acscomm/core/coreprev.html) on Sep 16, 1999
40. <https://www.chlorhexidinefacts.com/mechanism-of-action.html>
41. Brandberg Å et al. Postoperative Wound Infections in Vascular Surgery: Effect of Preoperative Whole Body Disinfection by Shower-bath with Chlorhexidine Soap. Skin Microbiology: Relevance to Clinical Infection 1979; Chapter 13: 98-102.
42. Byrne DJ et al. Effects of whole body disinfection on skin flora in patients undergoing elective surgery. Journal of Hospital Infection 1991;17:212-272
43. Byrne DJ et al. Rationalizing whole body disinfection. Journal of Hospital Infection 1990; 15:183-187
44. Good Adherence Involves More Than Just a Checklist October 26, 2021 Mary Jean Ricci, MSN, RNBC, Mary Yost, PhD, RN Infection Control Today, Infection Control Today, December 2021 Vol. 25 No. 10, Volume 25, Issue 10
45. Infection control today journal 1 May 2001-How To Perform Surgical Hand Scrubs By Deborah Gardner, LPN, OPAC, and Ellen Anderson-Manz, RN, BSN
46. Menon, V. Chapter 22 Chlorhexidine. Block's Disinfection, Sterilization and Preservation. Ed. Gerald McDonnell and Joyce Hansen, Sixth Edition 2021; Pages 477-506, Garibaldi RA. Prevention of intraoperative wound contamination with chlorhexidine shower and scrub. Journal of Hospital Infection 1988; 11: 5-9.
47. Mölnlycke Internal Report REPR0781 Mölnlycke Internal Report REPR0495
47. Menon, V. Chapter 22 Chlorhexidine. Block's Disinfection, Sterilization and Preservation. Ed. Gerald McDonnell and Joyce Hansen, Sixth Edition 2021; Pages 477-506 Garibaldi RA. Prevention of intraoperative wound contamination with chlorhexidine shower and scrub. Journal of Hospital Infection 1988; 11: 5-9.
48. Bode LGM et al. Preventing Surgical Site Infections in Nasal Carriers of Staphylococcus aureus. The New England Journal of Medicine 2010; 362(1): 9-17.
49. Mölnlycke Internal Report REPR1037. Tanner J et al. A fresh look at preoperative body washing. 2012; 13: 11-15
50. Sheikh W. Comparative Antibacterial Efficacy of HiBiClen® and Betadine® in the Presence of Pus Derived from Human Wounds. Current Therapeutic Research 1986;40(6): 1096-1102
51. Mölnlycke Internal Report REPR1130 18.Mölnlycke Internal Report REPR0781
52. Faoagali et al. Comparison of the immediate, residual, and cumulative antibacterial effects of Novaderm R, Novascrub R, Betadine Surgical Scrub, Hibiclens and liquid soap. American Journal of Infection Control 1995; 23(6):337-43]
53. Customer reference case. 2014. Data on file.
54. Summary of Technical Documents. Mölnlycke Health Care. Data on File
55. SOP LR2200. Automatic Glove Inspection by QMAX. Mölnlycke Health Care. Data on file.
56. Aldiyami, Ehab; Kulkarni, Ashwin; et al. Latex-free gloves Safer for Whom?; The Journal of Arthroplasty; 2010; Vol. 25 No. 1 pp. 27-30.
57. Collins J. A Clinical Investigation to Evaluate the Biogel PI Micro Surgical Glove. Mölnlycke Health Care, 2014. Data on file.
58. Gottrup F, Müller K, Bergmark S, Nørregaard S. Powder-free, non sterile gloves assessed in a wound healing centre. Eur J Surg. 2001 Aug;167(8):625-7





# Proving it every day

At Mölnlycke, we deliver innovative solutions for managing wounds, improving surgical safety and efficiency, and preventing pressure ulcers. Solutions that help achieve better outcomes and are backed by clinical and health-economics evidence.

In everything we do, we are guided by a single purpose: to help healthcare professionals perform at their best. And we're committed to proving it every day.

Find out more at [www.molnlycke.com](https://www.molnlycke.com)

Mölnlycke Health Care AB, P.O. Box 13080, Gamlestadsvägen 3 C, SE-402 52 Göteborg, Sweden. Phone + 46 31 722 30 00. The Mölnlycke, Drisite, BARRIER, Biogel, Mepilex, Unisoft, BARRIER Flex, trade-marks, names and logos are registered globally to one or more of the Mölnlycke Health Care Group of Companies. ©2022 Mölnlycke Health Care AB. All rights reserved. HQ-IM00062. Version march 2024

